

Respiratory Illness Report

Week Ending March 11, 2023

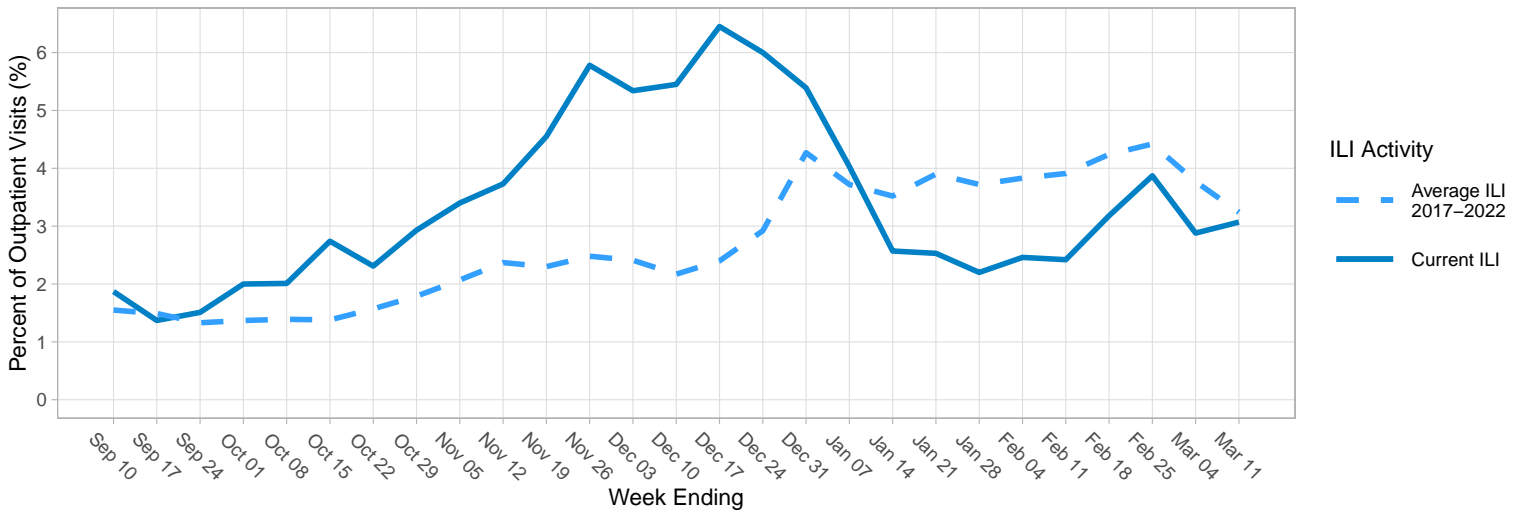
Weekly Summary

Nationwide, seasonal Influenza activity remains low. The Centers for Disease Control and Prevention (CDC) estimates that, so far this season, there have been at least 26 million illnesses, 290,000 hospitalizations, and 18,000 deaths due to Influenza across the country. In Davis County, Influenza activity remains low overall as well.

Influenza-Like Illness

Graph 1 displays the weekly percentage of outpatient visits due to Influenza-like illness (ILI). For comparison, the dashed line shows the previous 5-year average (2017-2022) of ILI activity.

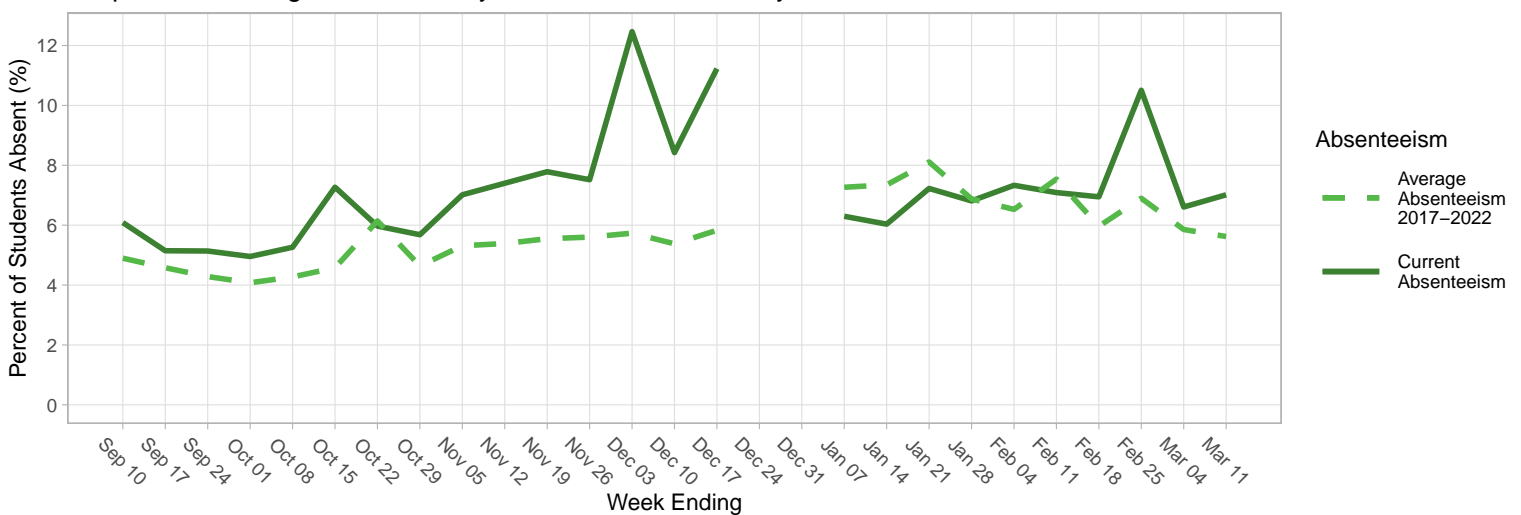
Graph 1. Percent of Outpatient Visits due to Influenza-Like Illness, by Week, Davis County, Utah



School Absenteeism

Graph 2 displays the weekly percentage of elementary school absenteeism in Davis School District. For comparison, the dashed line shows the previous 5-year average (2017-2022) of elementary school absenteeism.

Graph 2. Percentage of Elementary School Absenteeism, by Week, Davis School District, Utah



Emergency Department Visits

Graph 3 displays the rolling 7 day average of the percent of emergency department (ED) visits due to COVID-19, Influenza, and Respiratory Syncytial Virus (RSV). These data are obtained from syndromic surveillance and only consider the diagnosis discharge codes for each condition. Table 1 presents two data points for each virus: the current trend of ED visits for each virus (increasing, decreasing, or no change), and the count of ED visits during that time frame.

Graph 3. Percent of ED Visits due to COVID-19, Influenza, & RSV, Rolling 7-day Average, Davis County, Utah

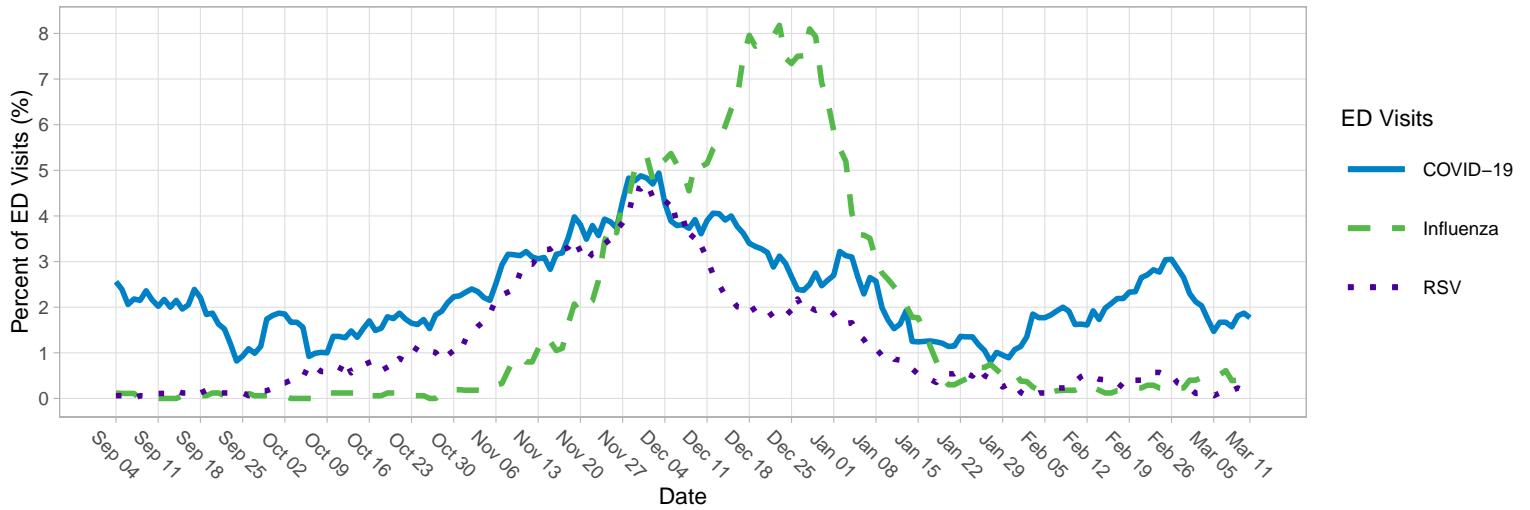


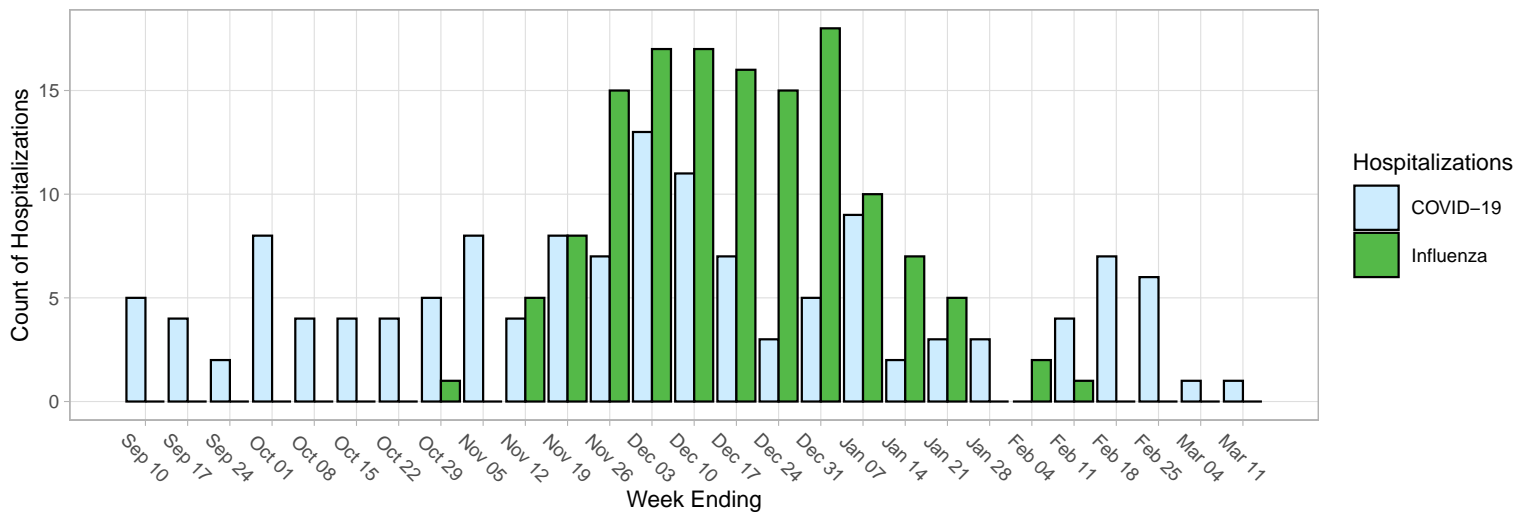
Table 1: Recent Trends of ED Visits, Davis County, Utah, for Week Ending Mar 11, 2023

Virus	Trend	Count of ED Visits
COVID-19	Decreasing (last 14 days)	61 (last 14 days)
Influenza	Plateau/no trend (last 14 days)	14 (last 14 days)
RSV	Plateau/no trend (last 14 days)	5 (last 14 days)

Hospitalizations

Graph 4 displays the weekly count of hospitalizations due to COVID-19 and Influenza.

Graph 4. Count of Hospitalizations due to COVID-19 & Influenza, Davis County, Utah



Vaccine Information

Influenza: Everyone age 6 months and older should receive an Influenza vaccine by the end of October every year.

COVID-19: CDC recommends primary vaccines for everyone ages 6 months and over. The bivalent booster is available for ages 5 and over. Children ages 6 months through 5 years may receive a bivalent booster if they complete the Moderna 2-dose primary series; those completing a Pfizer primary series may receive a Pfizer bivalent vaccine as a third primary dose.