

# Respiratory Illness Report

Week Ending December 3, 2022

## Weekly Summary

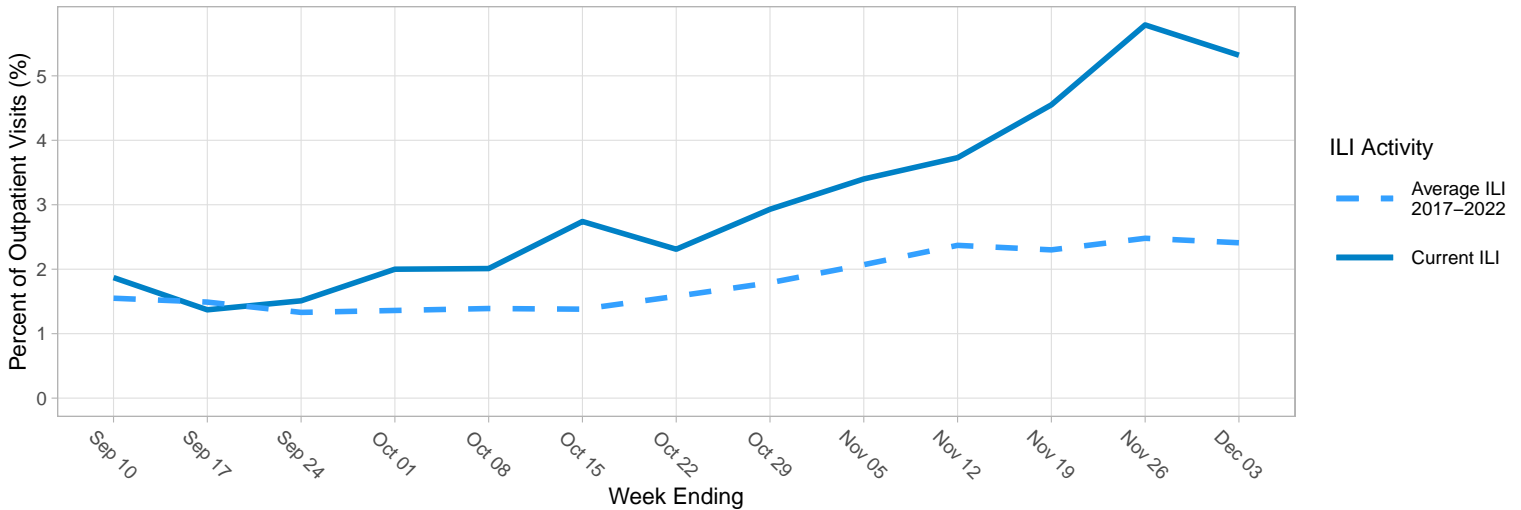
Prescription Influenza antiviral drugs are available that can be used to treat Influenza illness. It's very important that Influenza antiviral drugs are started as soon as possible to treat patients who are hospitalized with Influenza, people who are very sick with Influenza but who do not need to be hospitalized, and people with Influenza who are at higher risk of serious Influenza complications based on their age or health.

It is important to remember that multiple respiratory viruses are currently co-circulating with Influenza. Testing is important to determine appropriate treatment.

## Influenza-Like Illness

Graph 1 displays the weekly percentage of outpatient visits due to Influenza-like illness (ILI). For comparison, the dashed line shows the previous 5-year average (2017-2022) of ILI activity.

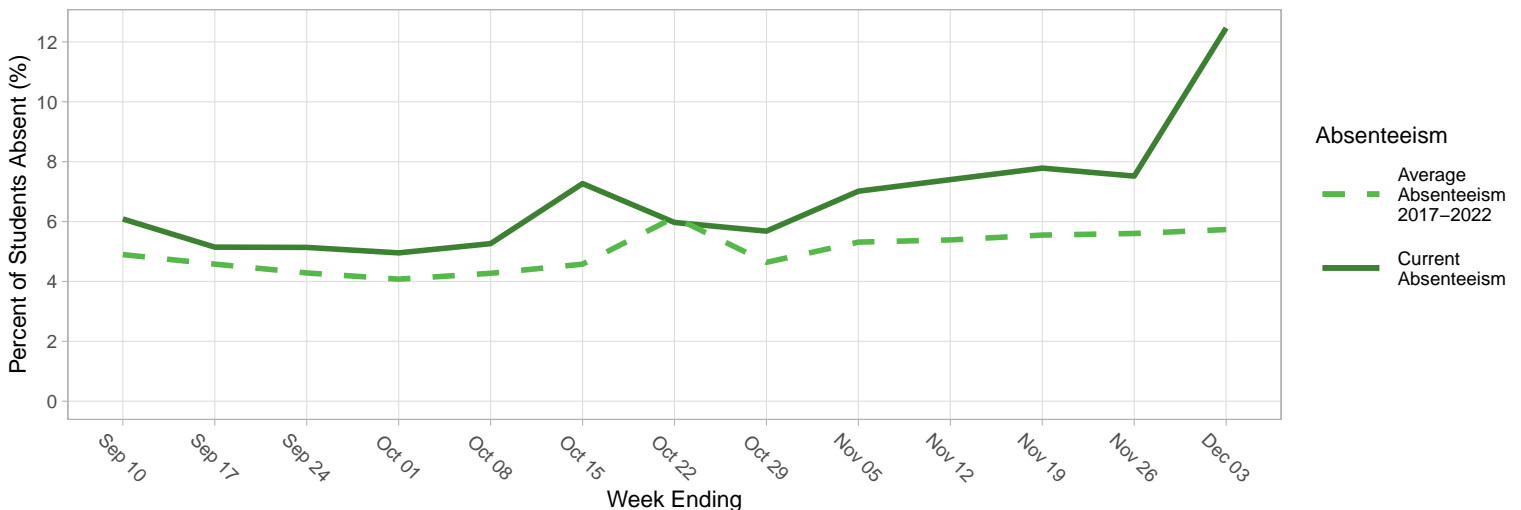
Graph 1. Percent of Outpatient Visits due to Influenza-Like Illness, by Week, Davis County, Utah



## School Absenteeism

Graph 2 displays the weekly percentage of elementary school absenteeism in Davis School District. For comparison, the dashed line shows the previous 5-year average (2017-2022) of elementary school absenteeism.

Graph 2. Percentage of Elementary School Absenteeism, by Week, Davis School District, Utah



## Emergency Department Visits

Graph 3 displays the rolling 7 day average of the percent of emergency department (ED) visits due to COVID-19, Influenza, and Respiratory Syncytial Virus (RSV). These data are obtained from syndromic surveillance and only consider the diagnosis discharge codes for each condition. Table 1 presents two data points for each virus: the current trend of ED visits for each virus (increasing, decreasing, or no change), and the count of ED visits during that time frame.

Graph 3. Percent of ED Visits due to COVID-19, Influenza, & RSV, Rolling 7-day Average, Davis County, Utah

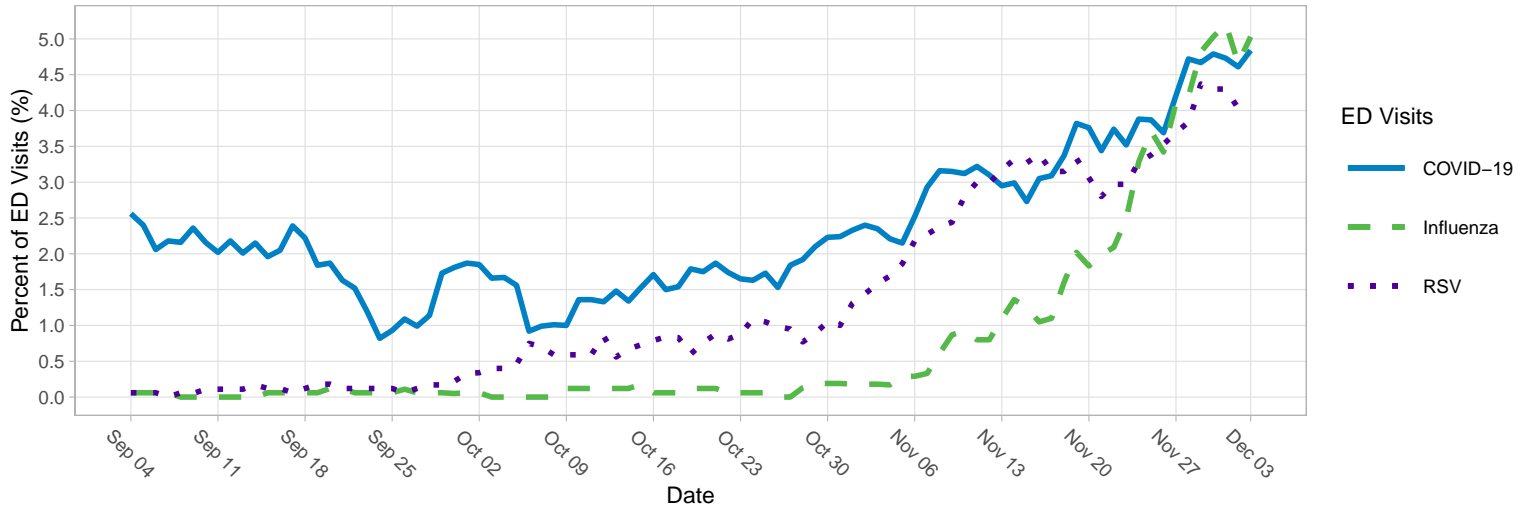


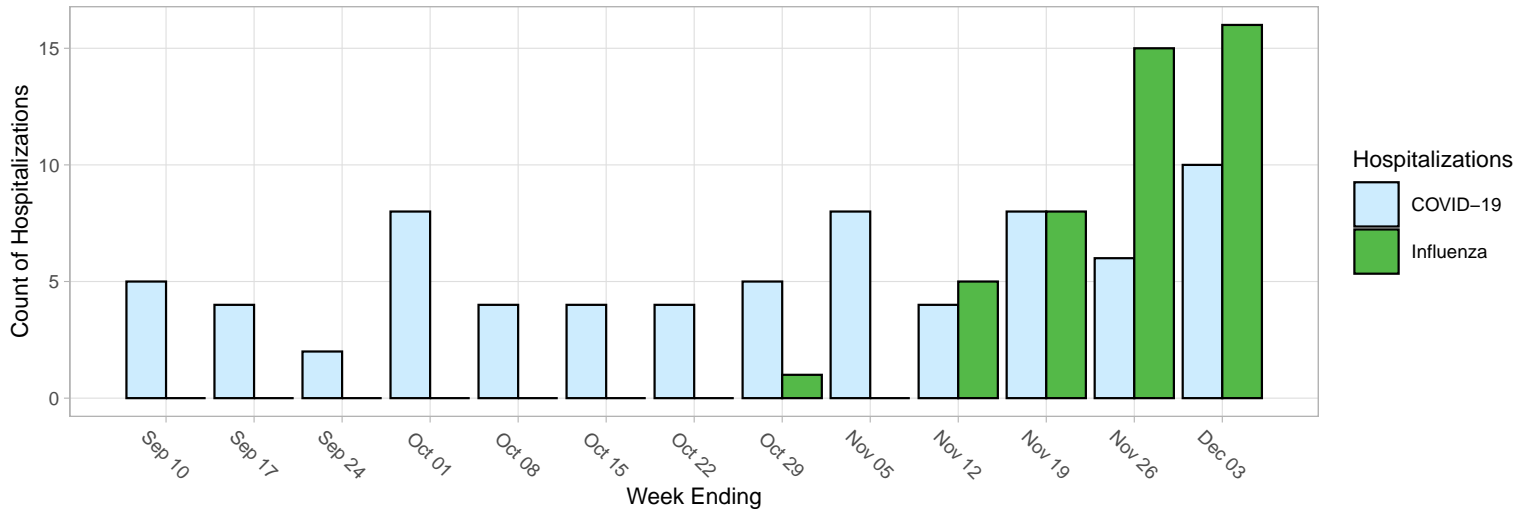
Table 1: Recent Trends of ED Visits, Davis County, Utah, for Week Ending Dec 03, 2022

Virus	Trend	Count of ED Visits
COVID-19	Increasing (last 14 days)	171 (last 14 days)
Influenza	Increasing (last 14 days)	170 (last 14 days)
RSV	Increasing (last 14 days)	150 (last 14 days)

## Hospitalizations

Graph 4 displays the weekly count of hospitalizations due to COVID-19 and Influenza.

Graph 4. Count of Hospitalizations due to COVID-19 & Influenza, Davis County, Utah



## Vaccine Information

**Influenza:** Everyone age 6 months and older should receive an Influenza vaccine by the end of October every year.

**COVID-19:** CDC currently recommends COVID-19 primary vaccines for everyone ages 6 months and older. The updated bivalent booster is available for ages 5 and over. Children ages 6 months to 4 years old are currently not eligible to receive any booster doses.