

DAVIS COUNTY

INFLUENZA REPORT

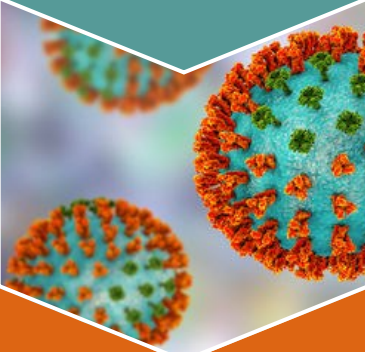
2019-20 Influenza Season Week 4 — Week Ending 01/25/2020

LOCAL SUMMARY

ILI activity level:
HIGH

Weekly hospitalizations:
11

Weekly ILI rate:
6.3%



Influenza-like Illness (ILI) is defined as fever (temperature of $\geq 100^{\circ} F$ [$37.8^{\circ} C$]), cough, and/or a sore throat without a known cause other than influenza.

INFLUENZA ACTIVITY IN DAVIS COUNTY

Influenza activity in Davis County remains at a *high* level. The school absentee rate (6.59%) was comparable to what has been seen in recent years (see Figure 1). There were 11 hospitalized influenza cases reported in Davis County during Week 4, bringing the season total to 57 cases. The number of hospitalized cases and the influenza-like illness (ILI) rate (6.3%) both increased during Week 4 (see Figure 2).

Figure 1. Elementary School Absence Rate, Davis County, 2019-20, 2018-19, 5-Year Average

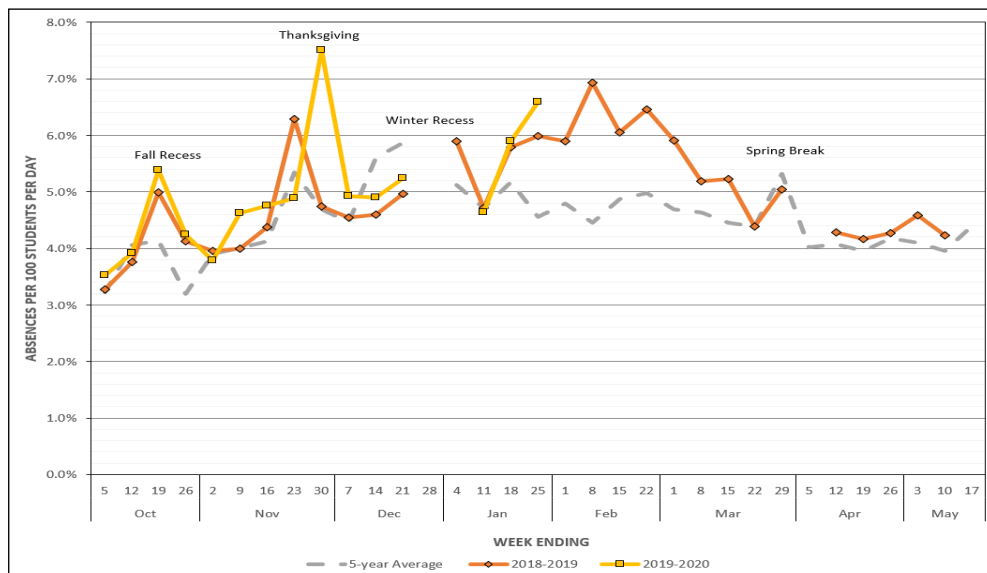
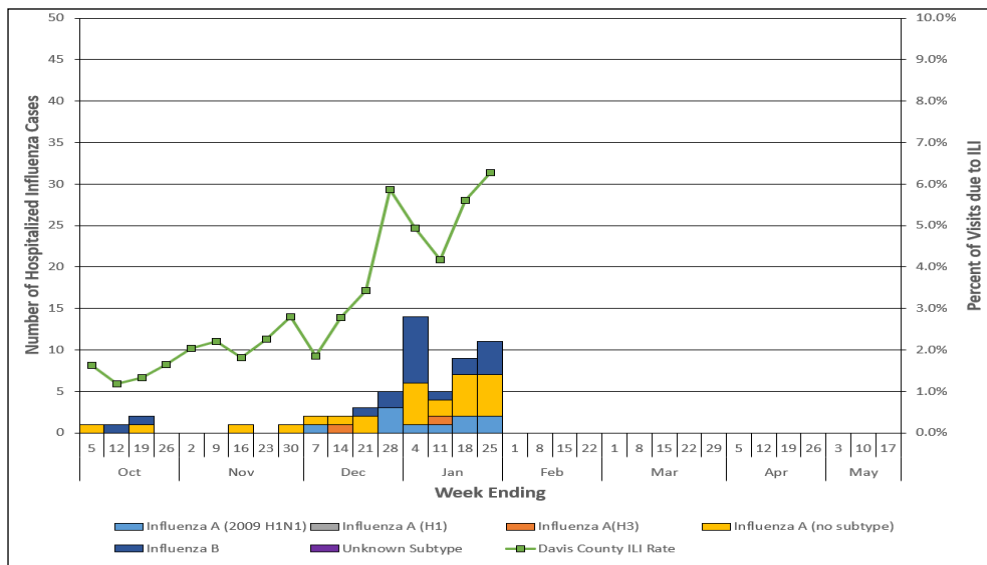


Figure 2. Influenza-like-Illness rate and Hospitalized Influenza Cases, by subtype and admission date, Davis County, 2019-20



INFLUENZA ACTIVITY IN UTAH*

Utah's influenza severity estimate remained at a *high* level during Week 4. There were 100 hospitalized influenza cases reported during Week 4 in the state of Utah, with a total of 534 cases so far this season.

Surveillance data for influenza testing in laboratories across Utah indicate that 1,329 specimens were positive for influenza during Week 4. The predominant circulating virus this week remains influenza B, however influenza A has been increasing in recent weeks.

*For more information regarding influenza activity in Utah, please visit: <https://bit.ly/2Mx18cT>.

Table 1. Influenza Positive Specimens Tested by Utah Laboratories, 2019-20

Positive Specimens by Type/Subtype	Current Week		Season-to-Date	
	Number	%	Number	%
Influenza A (2009 H1N1)	63	4.7%	311	4.7%
Influenza A (H3)	0	0.0%	27	0.4%
Influenza A (no subtype)	493	37.1%	2,134	32.5%
Influenza B	772	58.1%	4,088	62.3%
Total	1,329		6,560	

INFLUENZA ACTIVITY IN THE UNITED STATES**

Influenza activity in the United States remains high, however severity indicators remain low. During Week 3, one state reported *local* activity, one state reported *regional* activity, and 48 states (including Utah) reported *widespread* activity (see Figure 3).

Collaborating clinical laboratories across the United States reported that 25.6% of respiratory specimens tested were positive for influenza in Week 3. Of those, 47.3% were typed as influenza A and 52.7% as influenza B.

CDC antigenically characterizes virus samples to evaluate vaccine efficacy. Currently, 75.6% of influenza A and 64.3% of influenza B samples are similar to this season's vaccine. CDC also tests for resistance to four antiviral medications (oseltamivir, peramivir, zanamivir, and baloxavir); 99.7% of samples tested show no resistance. Antiviral treatment is recommended as early as possible for patients with severe illness or who require hospitalization.

**For more information regarding influenza activity nationwide, please visit: <https://www.cdc.gov/flu/weekly/>

Figure 3. Weekly Influenza Activity Estimates, Week 3 (January 12 - 18, 2020)



**Davis County Health Department
Communicable Disease & Epidemiology**
22 S. State Street · Clearfield, UT · 84015
801-525-5200 (phone) · (801)525-5210 (fax)
www.daviscountyutah.gov/health



VACCINE INFORMATION

CDC recommends that all persons older than 6 months of age receive an influenza vaccine by the end of October.

Flu shots are available at Davis County Health Department at no out-of-pocket cost for those *with* contracted health insurance.

For those *without* insurance:

- Adults (19+ years) can receive the flu shot for \$30.
- Seniors (65+ years) can receive high-dose Fluzone® for \$45.
- Children and adolescents (<19 years) may receive the vaccine for an \$8 fee.

For additional information, call the Immunizations Hotline at (801) 525-5020.

