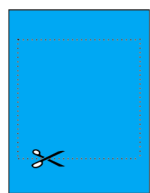
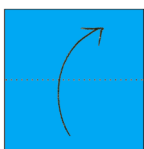


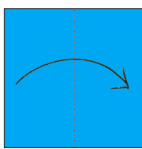
Cut out Baby Shark and use the “cootie catcher” or “fortune teller” instructions below. You are ready to chomp like baby shark.  
Warning: if you glue the “forehead” and “chin” so that the puppet is easier to open, you will not be able to open it up and see the heart inside.



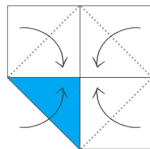
1. Cut out a paper square.



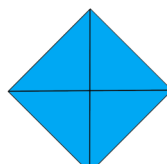
2. Design facing up fold in half vertically



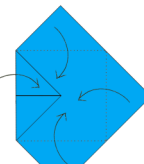
3. Design facing up fold in half horizontally



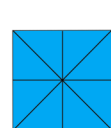
4. Design facing down, fold each corner to the center.



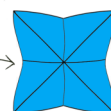
5. Flip paper over, questions will be facing up.



6. Fold each corner to the center.



7. Crease along center lines into a square.



8. Unfold to step 7, insert fingers under each flap & shape final cootie catcher.