

Respiratory Illness Report

Week Ending October 8, 2022

Weekly Summary

National trends indicate that Influenza activity is picking up across the country. One concern for the upcoming Influenza season is the lack of immunity due to low transmission for the past two years (due to COVID-19). There is particular concern for children under age 5 who have never had Influenza.

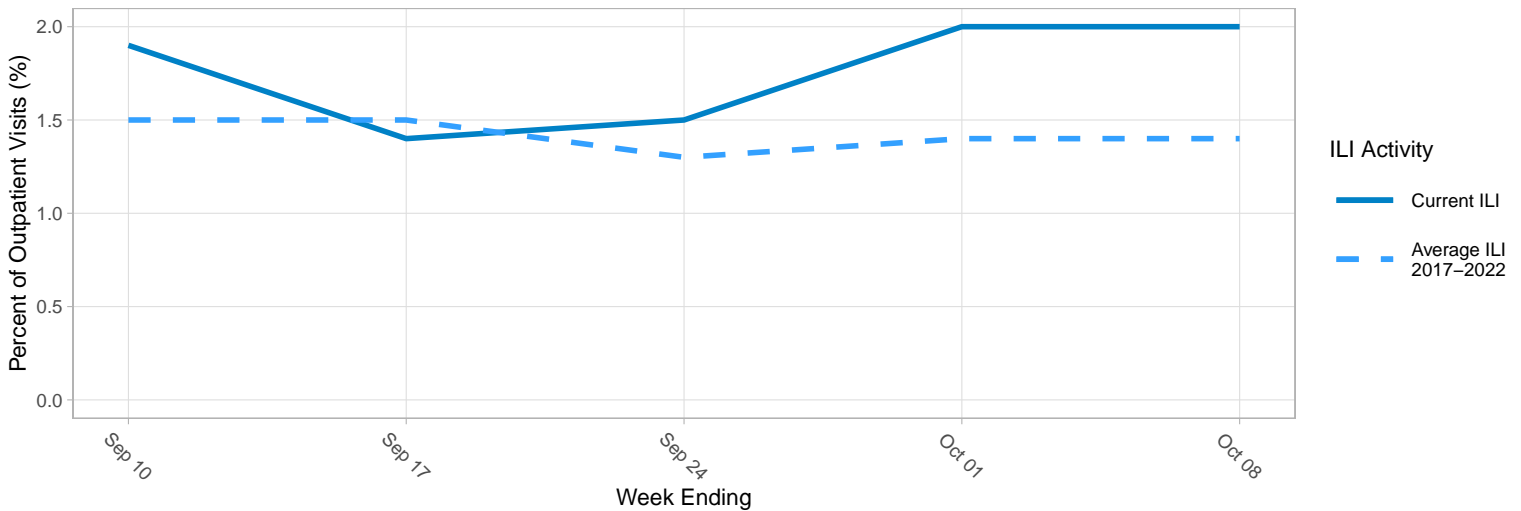
Emergency department visits for RSV have been increasing in Davis County for the past two weeks. This would be expected since RSV activity has increased nationwide (both in the overall number of PCR and antigen detections, as well as the percent positivity).

CDC recently approved the updated bivalent COVID-19 booster vaccine dose for children ages 5 to 11.

Influenza-Like Illness

Graph 1 displays the weekly percentage of outpatient visits due to Influenza-like illness (ILI). For comparison, the dashed line shows the previous 5-year average (2017-2022) of ILI activity.

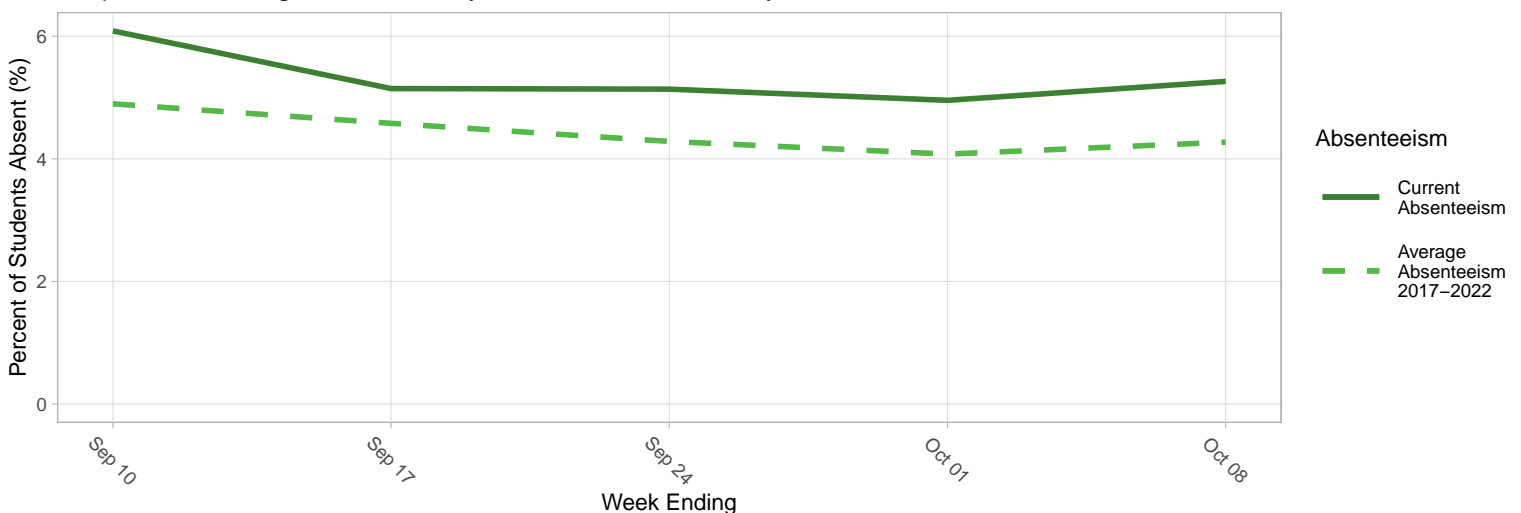
Graph 1. Percent of Outpatient Visits due to Influenza-Like Illness, by Week, Davis County, Utah



School Absenteeism

Graph 2 displays the weekly percentage of elementary school absenteeism in Davis School District. For comparison, the dashed line shows the previous 5-year average (2017-2022) of elementary school absenteeism.

Graph 2. Percentage of Elementary School Absenteeism, by Week, Davis School District, Utah



Emergency Department Visits

Graph 3 displays the rolling 7 day average of the percent of emergency department (ED) visits due to COVID-19, Influenza, and Respiratory Syncytial Virus (RSV). These data are obtained from syndromic surveillance and only consider the diagnosis discharge codes for each condition. Table 1 presents two data points for each virus: the current trend of ED visits for each virus (increasing, decreasing, or no change), and the count of ED visits during that time frame.

Graph 3. Percent of ED Visits due to COVID-19, Influenza, & RSV, Rolling 7-day Average, Davis County, Utah

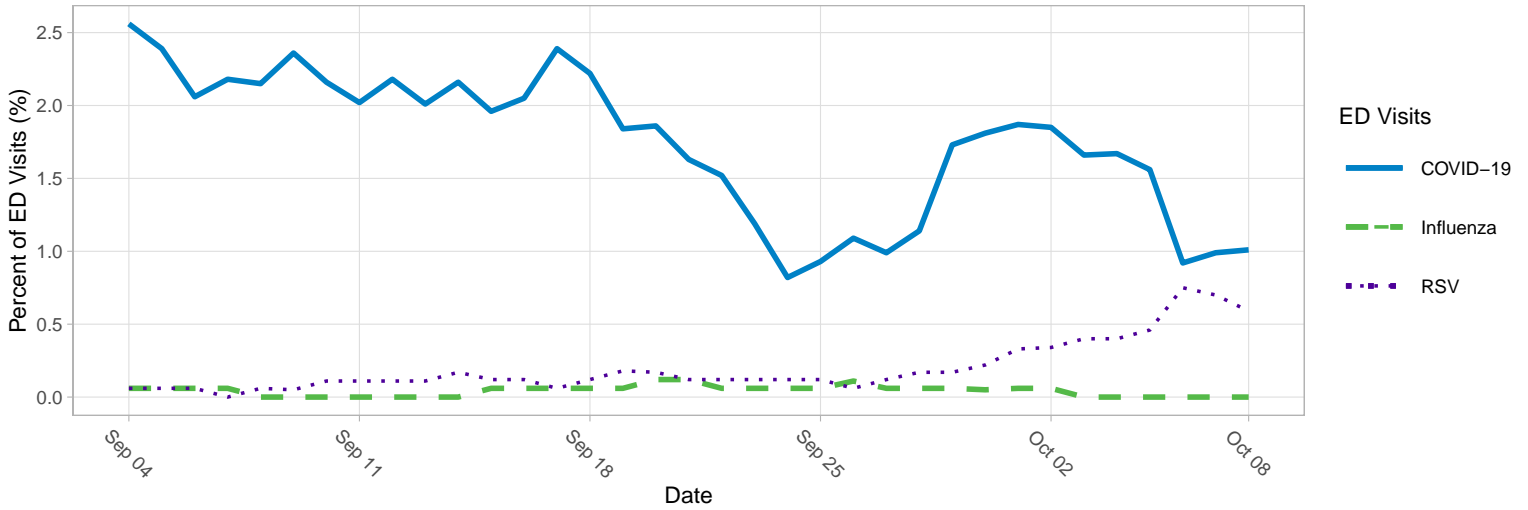


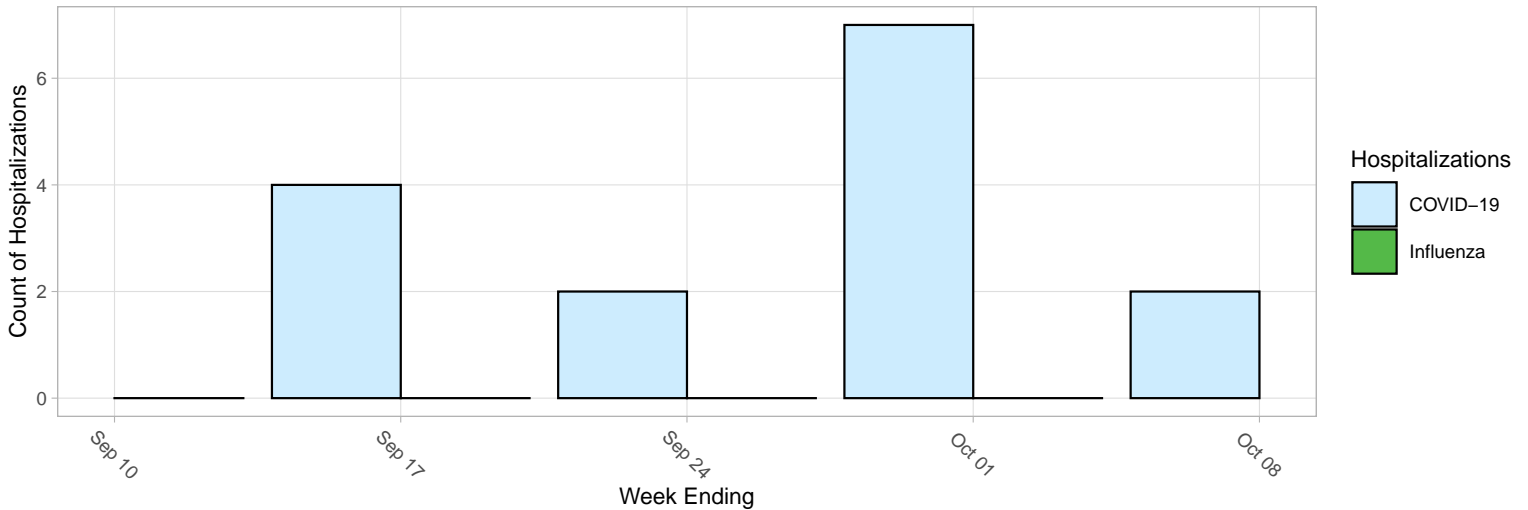
Table 1: Recent Trends of ED Visits, Davis County, Utah, for Week Ending Oct 08, 2022

Virus	Trend	Count of ED Visits
COVID-19	Plateau/no trend (last 14 days)	51 (last 14 days)
Influenza	Decreasing (last 14 days)	1 (last 14 days)
RSV	Increasing (last 14 days)	16 (last 14 days)

Hospitalizations

Graph 4 displays the weekly count of hospitalizations due to COVID-19 and Influenza.

Graph 4. Count of Hospitalizations due to COVID-19 & Influenza, Davis County, Utah



Vaccine Information

Influenza: Everyone age 6 months and older should receive an Influenza vaccine by the end of October every year.

COVID-19: CDC currently recommends COVID-19 primary vaccines for everyone ages 6 months and older. The updated bivalent booster is available for ages 5 and over. Children ages 6 months to 4 years old are currently not eligible to receive any booster doses.