

Respiratory Illness Report

Week Ending January 07, 2023

Weekly Summary

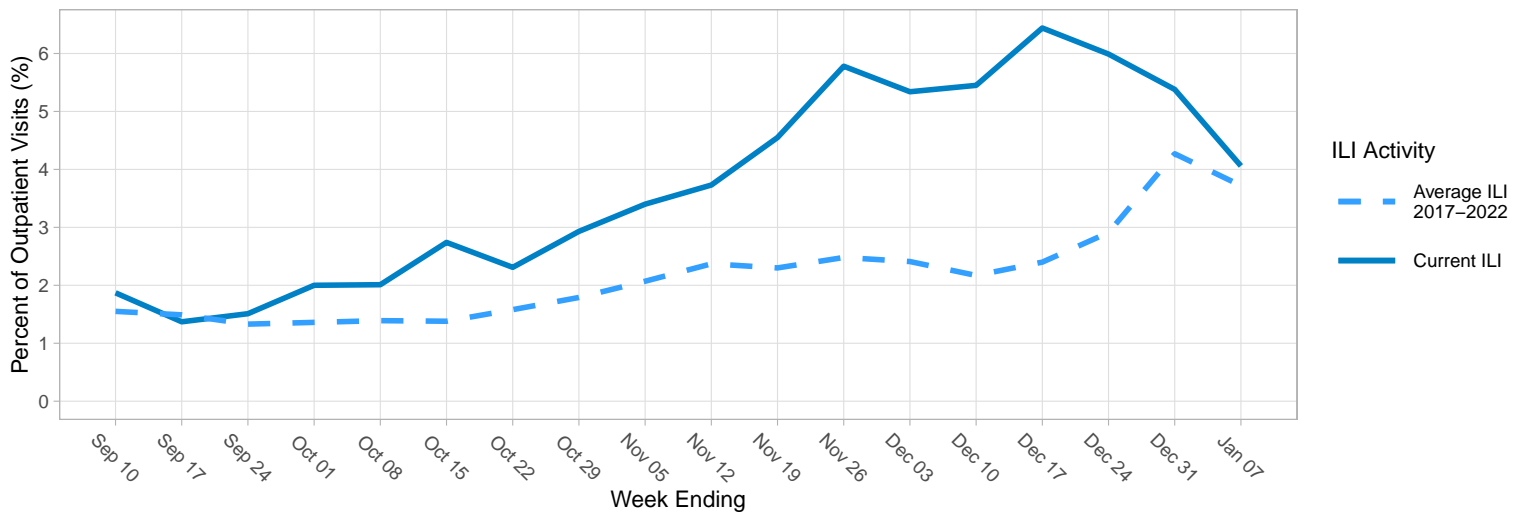
Nationwide, seasonal Influenza activity continues but is declining in most areas. The Utah Department of Health and Human Services (DHHS) reported a decline in new hospitalizations, positive labs, and Influenza-like illness (ILI) visits this week. DHHS stated it is uncertain whether this trend will continue or not. Davis County is seeing a similar decline in ILI activity as well as Influenza emergency department visits.

Despite these decreases, DHHS found reporting issues, possibly due to data reporting delays. Given this, these decreases in Influenza activity may be a result of reporting delays and not reflect true declines. It is possible these issues are affecting Davis County data as well. As such, we recommend interpreting these trends with caution as data may backfill in the following weeks.

Influenza-Like Illness

Graph 1 displays the weekly percentage of outpatient visits due to Influenza-like illness (ILI). For comparison, the dashed line shows the previous 5-year average (2017-2022) of ILI activity.

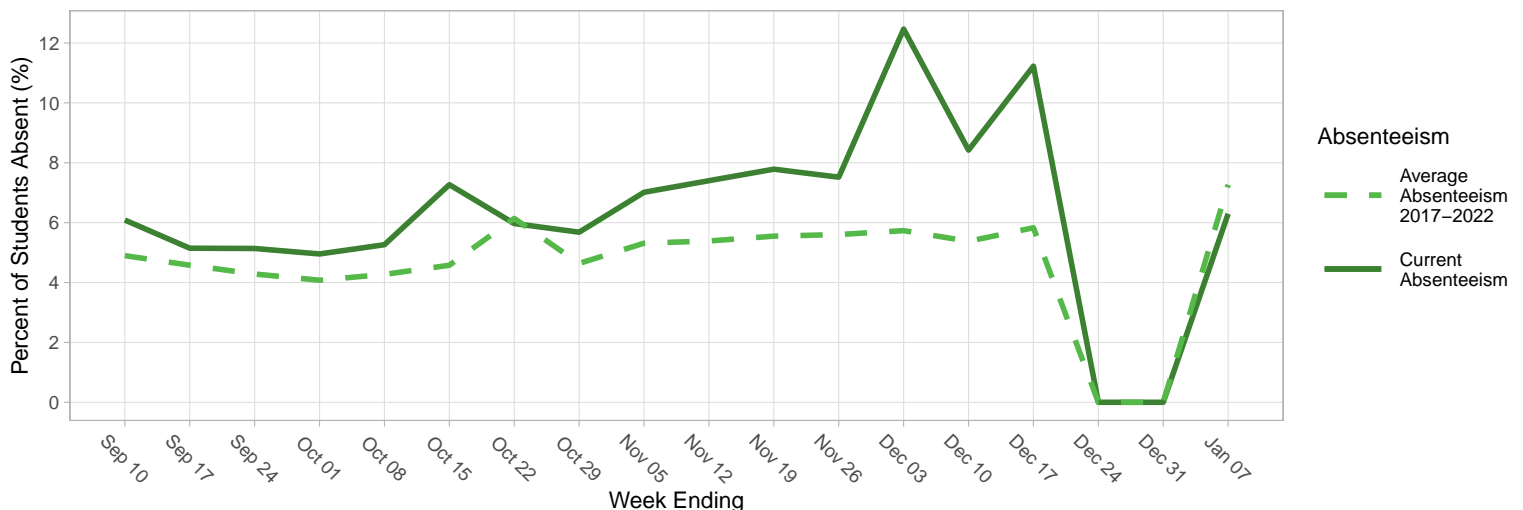
Graph 1. Percent of Outpatient Visits due to Influenza-Like Illness, by Week, Davis County, Utah



School Absenteeism

Graph 2 displays the weekly percentage of elementary school absenteeism in Davis School District. For comparison, the dashed line shows the previous 5-year average (2017-2022) of elementary school absenteeism.

Graph 2. Percentage of Elementary School Absenteeism, by Week, Davis School District, Utah



Emergency Department Visits

Graph 3 displays the rolling 7 day average of the percent of emergency department (ED) visits due to COVID-19, Influenza, and Respiratory Syncytial Virus (RSV). These data are obtained from syndromic surveillance and only consider the diagnosis discharge codes for each condition. Table 1 presents two data points for each virus: the current trend of ED visits for each virus (increasing, decreasing, or no change), and the count of ED visits during that time frame.

Graph 3. Percent of ED Visits due to COVID-19, Influenza, & RSV, Rolling 7-day Average, Davis County, Utah

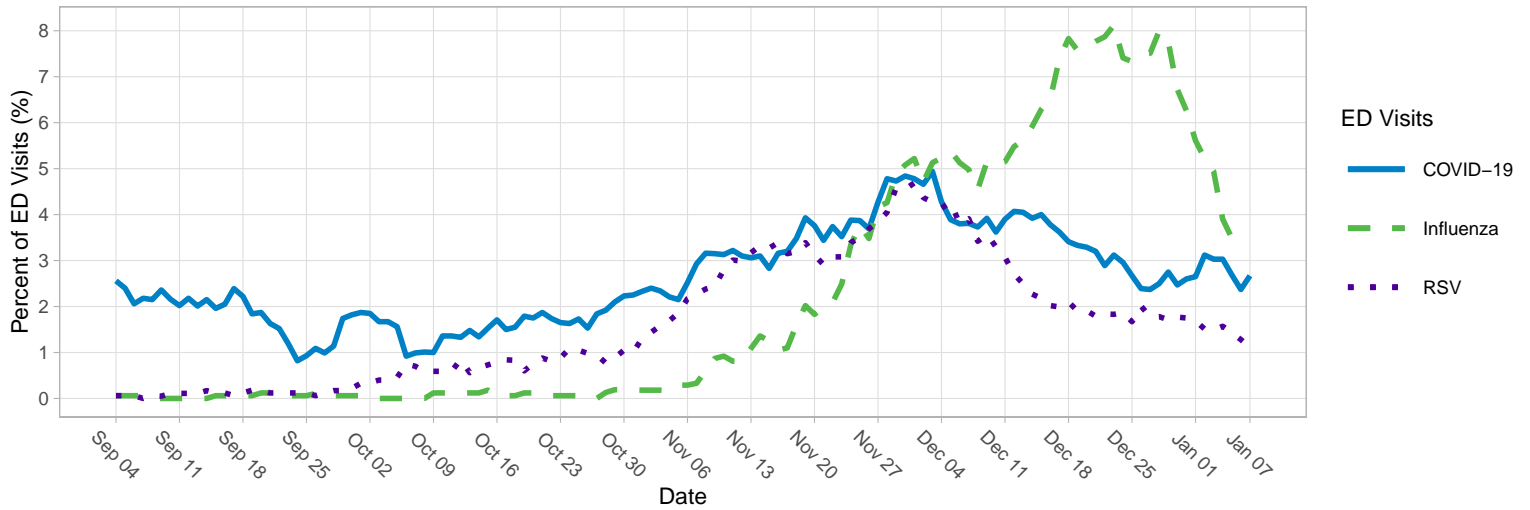


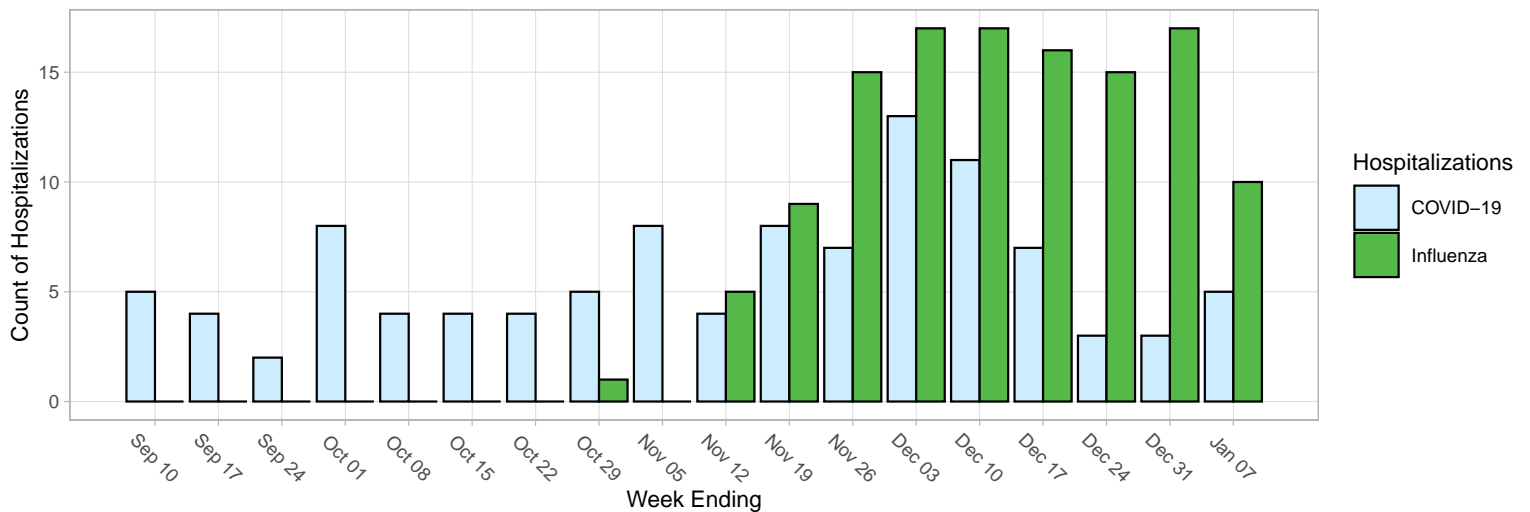
Table 1: Recent Trends of ED Visits, Davis County, Utah, for Week Ending Jan 07, 2023

Virus	Trend	Count of ED Visits
COVID-19	Plateau/no trend (last 14 days)	90 (last 14 days)
Influenza	Decreasing (last 14 days)	172 (last 14 days)
RSV	Decreasing (last 14 days)	50 (last 14 days)

Hospitalizations

Graph 4 displays the weekly count of hospitalizations due to COVID-19 and Influenza.

Graph 4. Count of Hospitalizations due to COVID-19 & Influenza, Davis County, Utah



Vaccine Information

Influenza: Everyone age 6 months and older should receive an Influenza vaccine by the end of October every year.

COVID-19: CDC recommends primary vaccines for everyone ages 6 months and over. The bivalent booster is available for ages 5 and over. Children ages 6 months through 5 years may receive a bivalent booster if they complete the Moderna 2-dose primary series; those completing a Pfizer primary series may receive a Pfizer bivalent vaccine as a third primary dose.