

DAVIS COUNTY

INFLUENZA REPORT

2021-22 Influenza Season Week 11 — Week Ending 3/19/2022

LOCAL SUMMARY

ILI activity level:

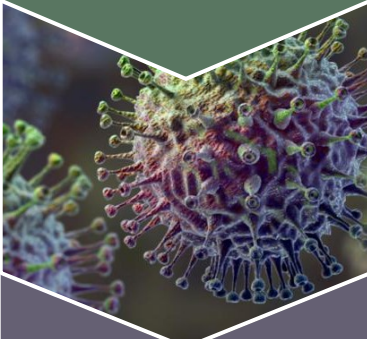
Low

Weekly hospitalizations:

12

Weekly ILI rate:

3.2%



Influenza-like Illness (ILI) is defined as fever (temperature of $\geq 100^{\circ} F$ [$37.8^{\circ} C$]), cough, and/or a sore throat without a known cause other than influenza.

INFLUENZA ACTIVITY IN DAVIS COUNTY

Influenza activity in Davis County is currently at a *low* level. The school absentee rate for Week 11 (7.36%) is lower than what it has been in the past (see Figure 1). There were 12 influenza-associated hospitalizations reported in Week 11. Updated ILI rates for this season can be found in Figure 2.

Figure 1. Elementary School Absence Rate, Davis County, 2021-22, 2019-20, 5-Year Average

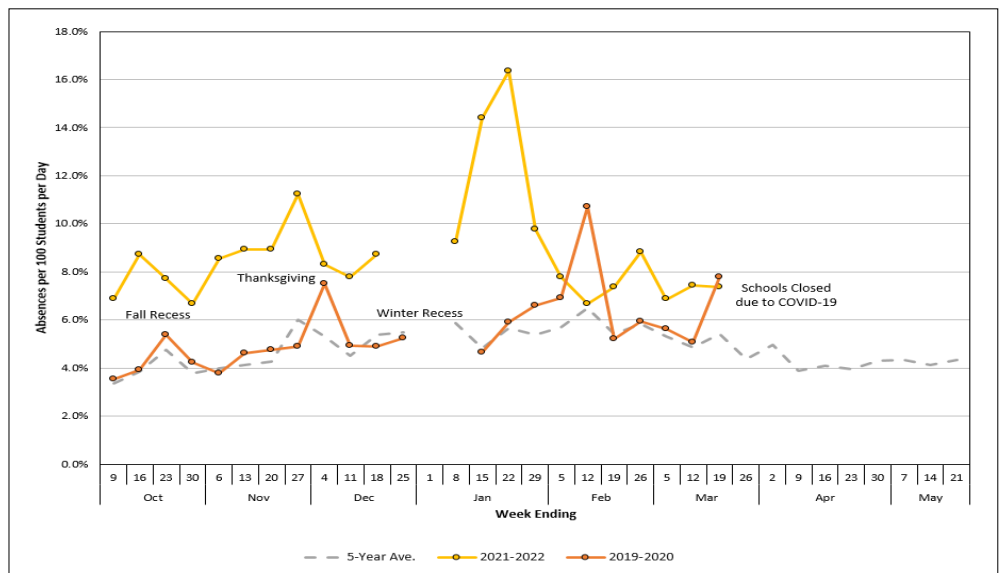
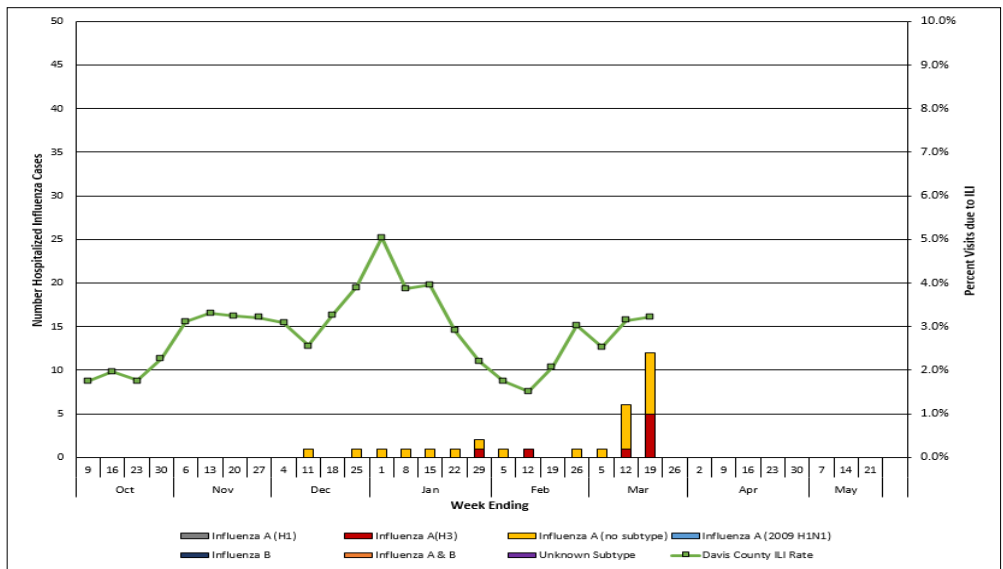


Figure 2. Influenza-like-Illness rate and Hospitalized Influenza Cases, by subtype and admission date, Davis County, 2021-22



INFLUENZA ACTIVITY IN UTAH*

Utah's influenza severity was estimated at a *low* level during Week 11. There were 70 hospitalized influenza cases reported during Week 11 in the state of Utah, with a total of 484 hospitalizations so far this season.

Surveillance data for influenza testing in laboratories across Utah indicate that 1,406 specimens were positive for influenza during Week 11. The predominant virus currently circulating in the community is influenza A (H3N2).

*For more information regarding influenza activity in Utah, please visit: <https://bit.ly/3qPBrTH>.

Table 1. Influenza Positive Specimens Tested by Utah Laboratories, 2021-22

Positive Specimens by Type/Subtype	Current Week		Season-to-Date	
	Number	%	Number	%
Influenza A (2009 H1N1)	0	0.0%	0	0.0%
Influenza A (H3)	102	7.3%	879	9.2%
Influenza A (no subtype)	1303	92.7%	8,599	89.9%
Influenza B	1	0.1%	89	0.9%
Total	1,406		9,567	

INFLUENZA ACTIVITY IN THE UNITED STATES**

During Week 11, influenza activity has been increasing in most of the United States, with all states reporting influenza activity. Forty-one states reported *minimal* activity, one state (Utah) reported *low* activity, seven states reported *moderate* activity, and one state reported *high* activity (see Figure 3).

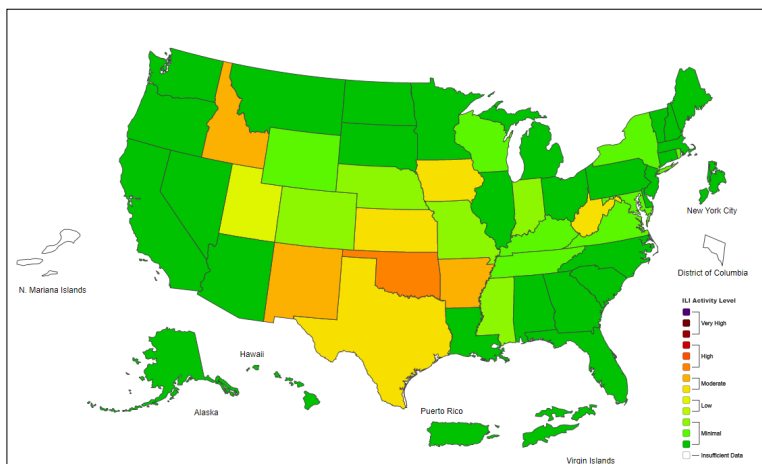
Collaborating clinical laboratories across the United States reported that 7.7% of respiratory specimens tested were positive for influenza in Week 11. Of those, 99.1% were typed as influenza A and 0.9% as influenza B.

CDC performs genetic and antigenic characterization of U.S. viruses submitted from state and local laboratories. The specimens are also tested for susceptibility of influenza virus to antiviral medications.

H3N2 viruses identified so far this season are genetically closely related to the vaccine virus but there are some antigenic differences that have developed as H3N2 viruses have continued to evolve.

**For more information regarding influenza activity nationwide, please visit: <https://www.cdc.gov/flu/weekly/>

Figure 3. Weekly Influenza Activity Estimates, Week 11 (March 13 — 19, 2022)



**Davis County Health Department
Communicable Disease & Epidemiology**
22 S. State Street · Clearfield, UT · 84015
801-525-5200 (phone) · (801)525-5210 (fax)
www.daviscountyutah.gov/health



VACCINE INFORMATION

CDC recommends that all persons older than 6 months of age receive an influenza vaccine by the end of October.

Flu shots are available at Davis County Health Department at no out-of-pocket cost for those *with* contracted health insurance.

For those *without* insurance:

- Adults (19–49) can receive the flu shot for \$35.
- Adults and Seniors (50+ years) can receive the flu shot for \$70.
- Children and adolescents (<19 years) may receive the vaccine for an \$8 fee.

For additional information, call the Immunizations Hotline at (801) 525-5020.



Davis
COUNTY
HEALTH
DEPARTMENT