

# DAVIS COUNTY

# INFLUENZA REPORT

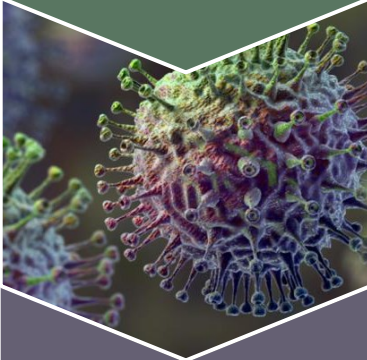
2021-22 Influenza Season Week 42 — Week Ending 10/23/2021

## LOCAL SUMMARY

ILI activity level:  
**Minimal**

Weekly hospitalizations:  
**0**

Weekly ILI rate:  
**1.0%**



Influenza-like Illness (ILI) is defined as fever (temperature of  $\geq 100^{\circ} F$  [ $37.8^{\circ} C$ ]), cough, and/or a sore throat without a known cause other than influenza.

## INFLUENZA ACTIVITY IN DAVIS COUNTY

Influenza activity in Davis County remains at a *minimal* level. The school absentee rate for Week 42 (7.73%) is higher than what it has been in the past, which could be in part due to COVID-19 (see Figure 1). Data is compared to the 2019-2020 season since absentee data was unreliable in 2020-2021 due to the COVID-19 pandemic. There were zero hospitalized influenza cases and ILI rates were low during week 42 (see Figure 2).

Figure 1. Elementary School Absentee Rate, Davis County, 2021-22, 2019-20, 5-Year Average

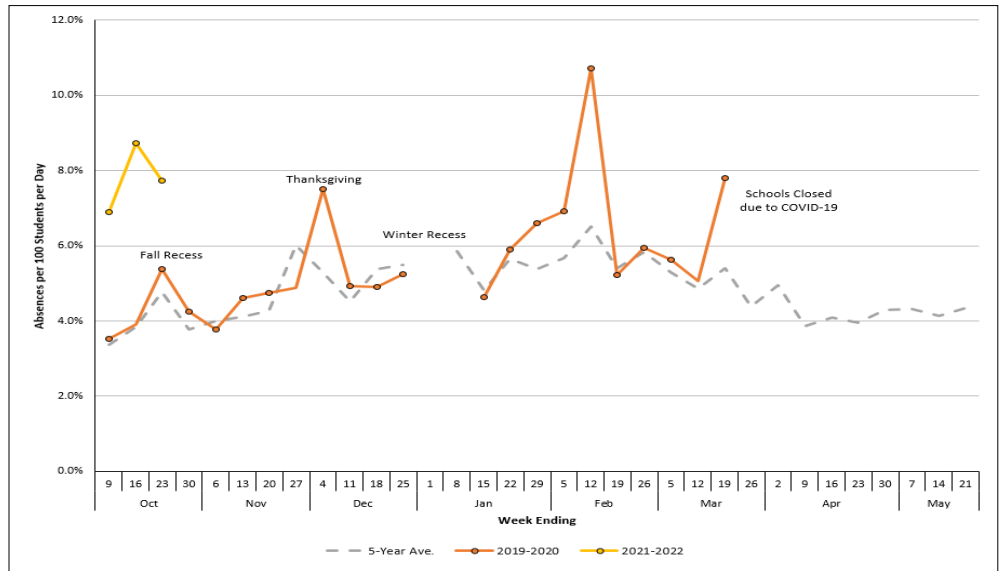
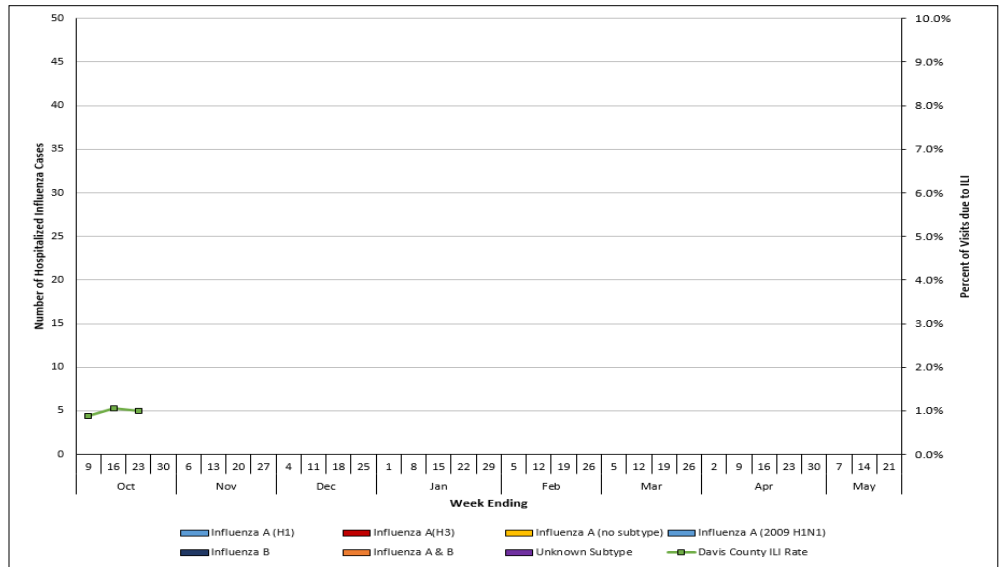


Figure 2. Influenza-like-Illness rate and Hospitalized Influenza Cases, by subtype and admission date, Davis County, 2021-22



## INFLUENZA ACTIVITY IN UTAH\*

Utah's influenza severity estimate is currently at a *low* level during Week 42. There were no hospitalized influenza cases reported during Week 42 in the state of Utah.

Surveillance data for influenza testing in laboratories across Utah indicate that 15 specimens were positive for influenza during Week 42. The predominate circulating virus is influenza B.

\*For more information regarding influenza activity in Utah, please visit: <https://bit.ly/2Mx18cT>.

Table 1. Influenza Positive Specimens Tested by Utah Laboratories, 2021-22

Positive Specimens by Type/Subtype	Current Week		Season-to-Date	
	Number	%	Number	%
Influenza A (2009 H1N1)	0	0.0%	0	0.0%
Influenza A (H3)	0	0.0%	0	0.0%
Influenza A (no subtype)	7	46.7%	15	44.1%
Influenza B	8	53.3%	19	55.9%
<b>Total</b>	<b>15</b>		<b>34</b>	

## INFLUENZA ACTIVITY IN THE UNITED STATES\*\*

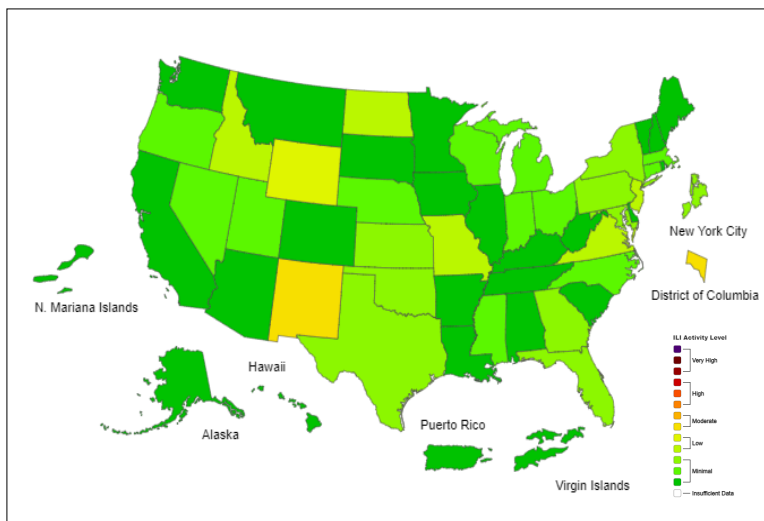
During Week 41, influenza activity was *low* overall in the United States, however, zero states reported *no activity*. Forty-three states (including Utah) reported *minimal* activity, six states reported *low* activity, and one state reported *moderate* activity (see Figure 3).

Collaborating clinical laboratories across the United States reported that 0.1% of respiratory specimens tested were positive for influenza in Week 41. Of those, 47.2% were typed as influenza A and 52.8% as influenza B.

CDC performs genetic and antigenic characterization of U.S. viruses submitted from state and local laboratories. The specimens are also tested for susceptibility of influenza virus to antiviral medications. Virus characterization data will be updated later this season when a sufficient number of specimens have been tested.

\*\*For more information regarding influenza activity nationwide, please visit: <https://www.cdc.gov/flu/weekly/>

Figure 3. Weekly Influenza Activity Estimates, Week 41 (October 10 - 16, 2021)



**Davis County Health Department  
Communicable Disease & Epidemiology**  
22 S. State Street · Clearfield, UT · 84015  
801-525-5200 (phone) · (801)525-5210 (fax)  
[www.daviscountyutah.gov/health](http://www.daviscountyutah.gov/health)



## VACCINE INFORMATION

CDC recommends that all persons older than 6 months of age receive an influenza vaccine by the end of October.

Flu shots are available at Davis County Health Department at no out-of-pocket cost for those *with* contracted health insurance.

For those *without* insurance:

- Adults (19–49) can receive the flu shot for \$35.
- Adults and Seniors (50+ years) can receive the flu shot for \$70.
- Children and adolescents (<19 years) may receive the vaccine for an \$8 fee.

For additional information, call the Immunizations Hotline at (801) 525-5020.



**Davis**  
COUNTY  
HEALTH  
DEPARTMENT