

# DAVIS COUNTY

# INFLUENZA REPORT

2021-22 Influenza Season Week 44 — Week Ending 11/06/2021

## LOCAL SUMMARY

ILI activity level:

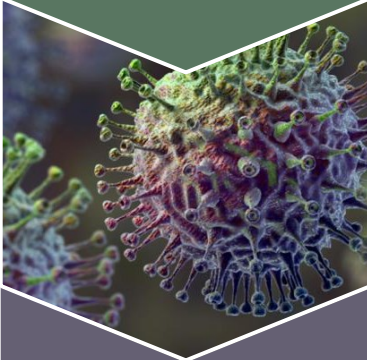
**Low**

Weekly hospitalizations:

**0**

Weekly ILI rate:

**2.8%**



Influenza-like Illness (ILI) is defined as fever (temperature of  $\geq 100^{\circ} F$  [ $37.8^{\circ} C$ ]), cough, and/or a sore throat without a known cause other than influenza.

## INFLUENZA ACTIVITY IN DAVIS COUNTY

Influenza activity in Davis County remains at a *low* level. The school absentee rate for Week 44 (8.55%) is higher than what it has been in the past, which could be in part due to COVID-19 (see Figure 1). Data is compared to the 2019-2020 season since absentee data was unreliable in 2020-2021 due to the COVID-19 pandemic. There were zero hospitalized influenza cases and ILI rates were low during week 44 (see Figure 2).

Figure 1. Elementary School Absence Rate, Davis County, 2021-22, 2019-20, 5-Year Average

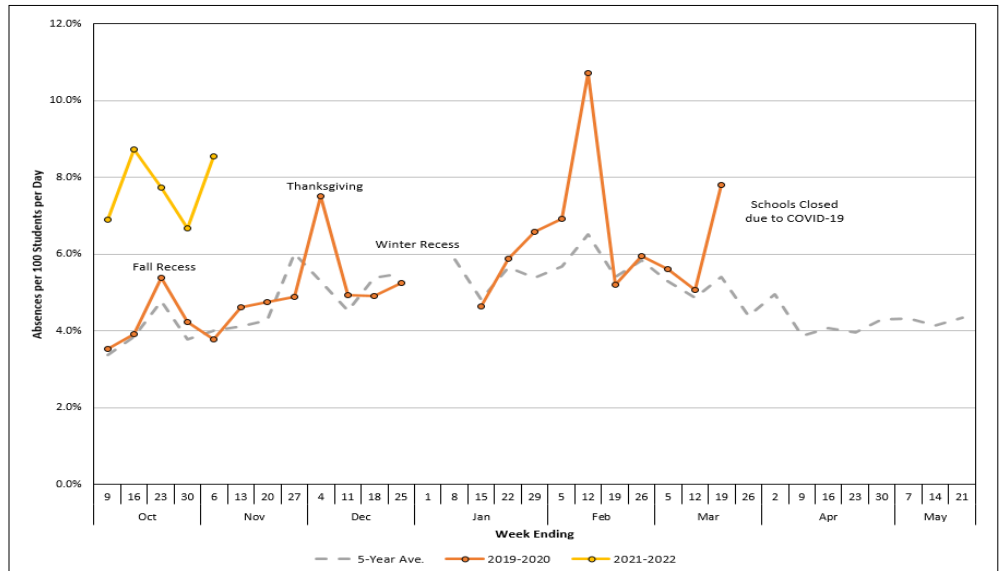
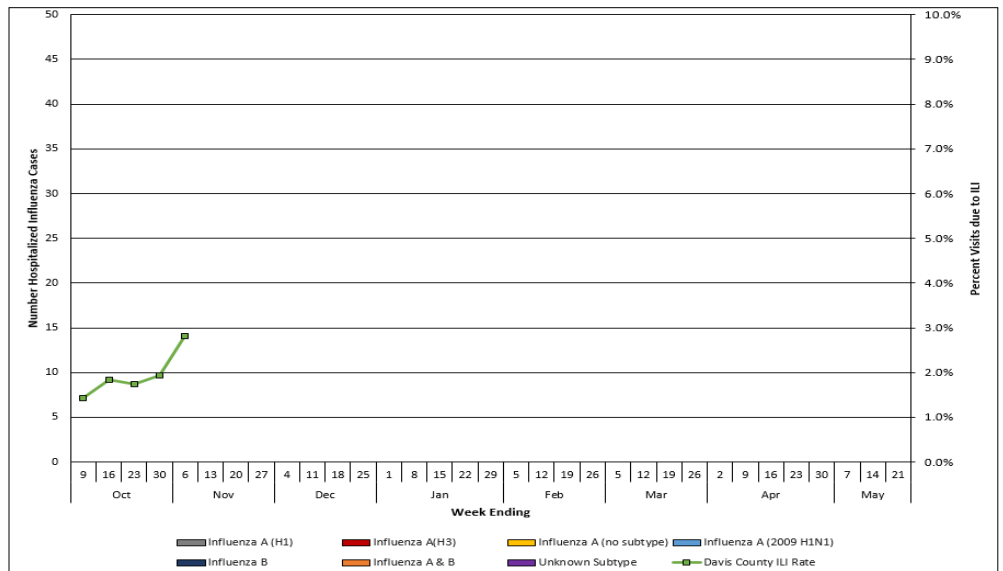


Figure 2. Influenza-like-Illness rate and Hospitalized Influenza Cases, by subtype and admission date, Davis County, 2021-22



## INFLUENZA ACTIVITY IN UTAH\*

Utah's influenza severity estimate is currently at a *low* level during Week 44. There was one hospitalized influenza case reported during Week 44 in the state of Utah, with a total of six hospitalizations so far this season.

Surveillance data for influenza testing in laboratories across Utah indicate that eight specimens were positive for influenza during Week 44. The predominant circulating virus is influenza A.

\*For more information regarding influenza activity in Utah, please visit: <https://bit.ly/2Mx18cT>.

Table 1. Influenza Positive Specimens Tested by Utah Laboratories, 2021-22

Positive Specimens by Type/Subtype	Current Week		Season-to-Date	
	Number	%	Number	%
Influenza A (2009 H1N1)	0	0.0%	0	0.0%
Influenza A (H3)	0	0.0%	0	0.0%
Influenza A (no subtype)	7	87.5%	26	50.0%
Influenza B	1	12.5%	26	50.0%
<b>Total</b>	<b>8</b>		<b>52</b>	

## INFLUENZA ACTIVITY IN THE UNITED STATES\*\*

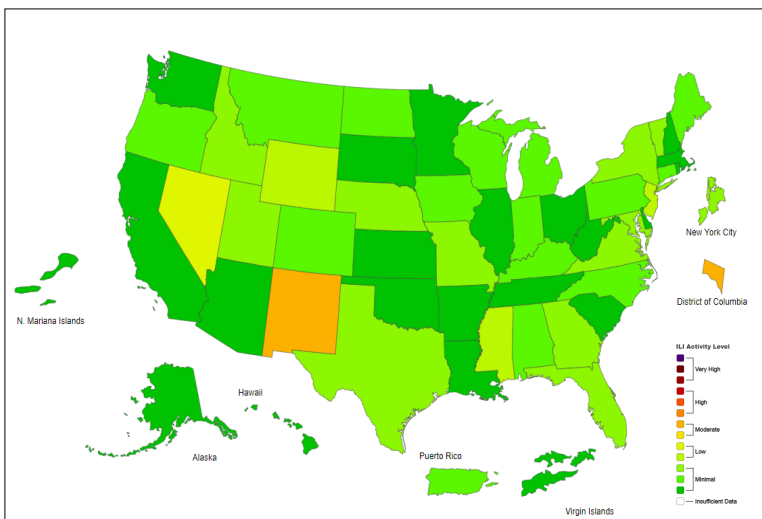
During Week 43, influenza activity was *low* overall in the United States, however, zero states reported *no activity*. Forty-five states (including Utah) reported *minimal* activity, four states reported *low* activity, and one state reported *moderate* activity (see Figure 3).

Collaborating clinical laboratories across the United States reported that 0.2% of respiratory specimens tested were positive for influenza in Week 43. Of those, 65.4% were typed as influenza A and 34.6% as influenza B.

CDC performs genetic and antigenic characterization of U.S. viruses submitted from state and local laboratories. The specimens are also tested for susceptibility of influenza virus to antiviral medications. Virus characterization data will be updated later this season when a sufficient number of specimens have been tested.

\*\*For more information regarding influenza activity nationwide, please visit: <https://www.cdc.gov/flu/weekly/>

Figure 3. Weekly Influenza Activity Estimates, Week 43 (October 24 - 30, 2021)



**Davis County Health Department  
Communicable Disease & Epidemiology**  
22 S. State Street · Clearfield, UT · 84015  
801-525-5200 (phone) · (801)525-5210 (fax)  
[www.daviscountyutah.gov/health](http://www.daviscountyutah.gov/health)



## VACCINE INFORMATION

CDC recommends that all persons older than 6 months of age receive an influenza vaccine by the end of October.

Flu shots are available at Davis County Health Department at no out-of-pocket cost for those *with* contracted health insurance.

For those *without* insurance:

- Adults (19–49) can receive the flu shot for \$35.
- Adults and Seniors (50+ years) can receive the flu shot for \$70.
- Children and adolescents (<19 years) may receive the vaccine for an \$8 fee.

For additional information, call the Immunizations Hotline at (801) 525-5020.



**Davis**  
COUNTY  
**HEALTH**  
DEPARTMENT