

DAVIS COUNTY

INFLUENZA REPORT

2021-22 Influenza Season Week 7 — Week Ending 2/19/2022

LOCAL SUMMARY

ILI activity level:

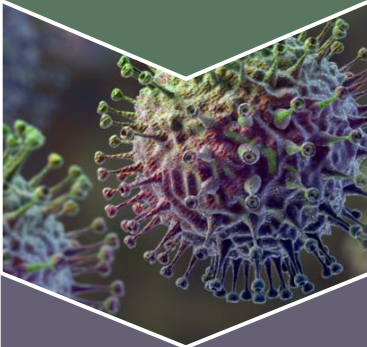
Minimal

Weekly hospitalizations:

0

Weekly ILI rate:

2.1%



Influenza-like Illness (ILI) is defined as fever (temperature of $\geq 100^{\circ} F$ [$37.8^{\circ} C$]), cough, and/or a sore throat without a known cause other than influenza.

INFLUENZA ACTIVITY IN DAVIS COUNTY

Influenza activity in Davis County is currently at a *minimal* level. The school absentee rate for Week 7 (7.35%) is lower than what it has been in the past (see Figure 1). There were no influenza-associated hospitalizations reported in Week 7. Updated ILI rates for this season can be found in Figure 2.

Figure 1. Elementary School Absence Rate, Davis County, 2021-22, 2019-20, 5-Year Average

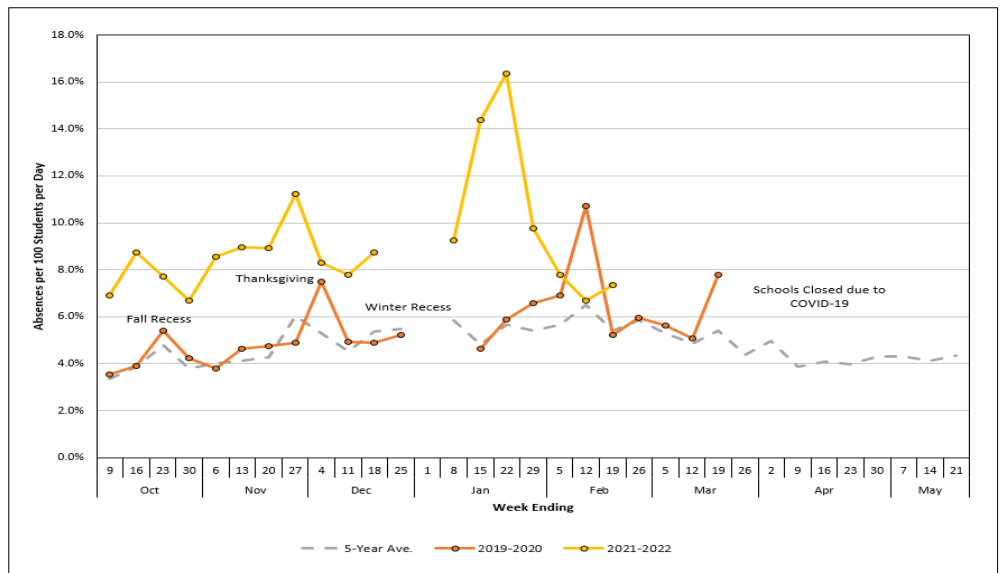
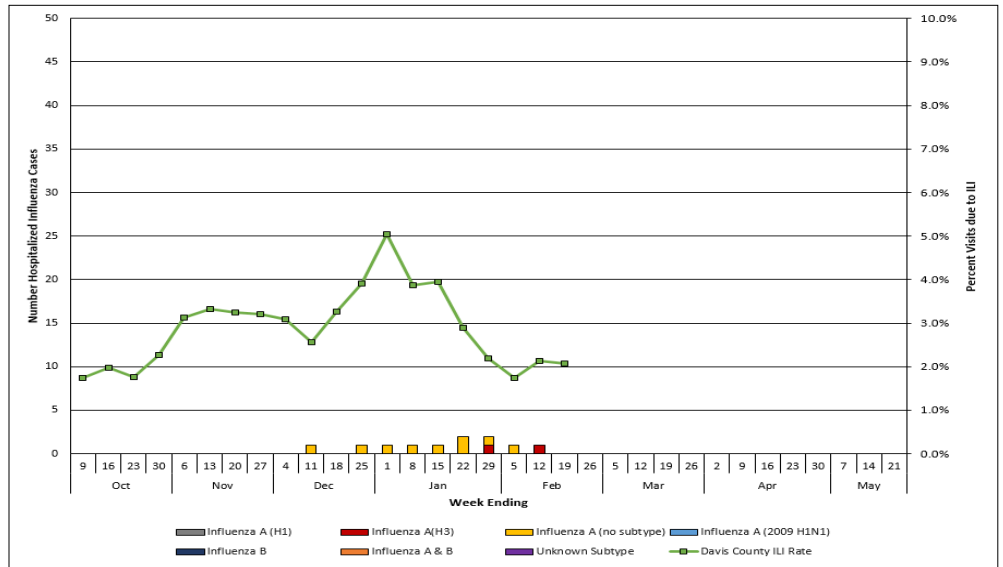


Figure 2. Influenza-like-Illness rate and Hospitalized Influenza Cases, by subtype and admission date, Davis County, 2021-22



INFLUENZA ACTIVITY IN UTAH*

Utah's influenza severity was estimated at a *low* level during Week 6. There were 10 hospitalized influenza cases reported during Week 6 in the state of Utah, with a total of 247 hospitalizations so far this season.

Surveillance data for influenza testing in laboratories across Utah indicate that 163 specimens were positive for influenza during Week 6. The predominant virus currently circulating in the community is influenza A (H3N2).

*For more information regarding influenza activity in Utah, please visit: <https://bit.ly/3qPBrH>.

Table 1. Influenza Positive Specimens Tested by Utah Laboratories, 2021-22

Positive Specimens by Type/Subtype	Current Week		Season-to-Date	
	Number	%	Number	%
Influenza A (2009 H1N1)	0	0.0%	0	0.0%
Influenza A (H3)	21	12.9%	445	9.5%
Influenza A (no subtype)	140	85.9%	4,168	88.7%
Influenza B	2	1.2%	84	1.8%
Total	163		4,697	

INFLUENZA ACTIVITY IN THE UNITED STATES**

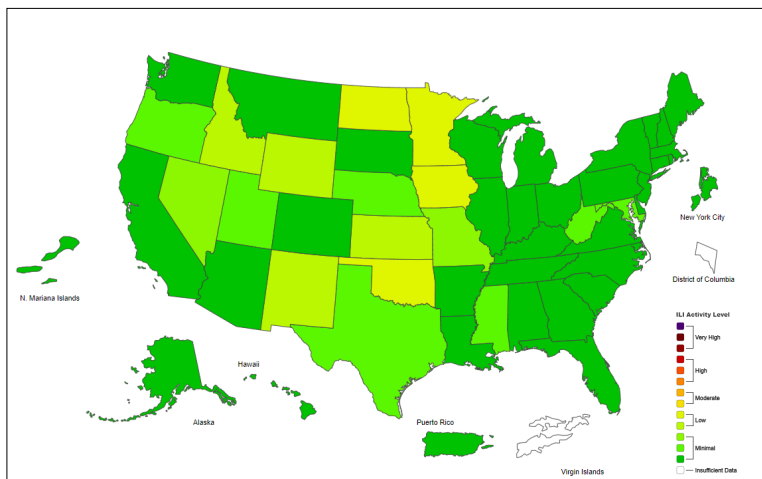
During Week 6, influenza activity declined slightly in the United States, with all states reporting influenza activity. Forty-two states reported *minimal* (including Utah) activity, and eight states reported *low* activity (see Figure 3).

Collaborating clinical laboratories across the United States reported that 3.0% of respiratory specimens tested were positive for influenza in Week 5. Of those, 98.2% were typed as influenza A and 1.8% as influenza B.

CDC performs genetic and antigenic characterization of U.S. viruses submitted from state and local laboratories. The specimens are also tested for susceptibility of influenza virus to antiviral medications. Virus characterization data will be updated later this season when a sufficient number of specimens have been tested.

**For more information regarding influenza activity nationwide, please visit: <https://www.cdc.gov/flu/weekly/>

Figure 3. Weekly Influenza Activity Estimates, Week 6 (February 6 — February 12, 2022)



**Davis County Health Department
Communicable Disease & Epidemiology**
22 S. State Street · Clearfield, UT · 84015
801-525-5200 (phone) · (801)525-5210 (fax)
www.daviscountyutah.gov/health



VACCINE INFORMATION

CDC recommends that all persons older than 6 months of age receive an influenza vaccine by the end of October.

Flu shots are available at Davis County Health Department at no out-of-pocket cost for those *with* contracted health insurance.

For those *without* insurance:

- Adults (19–49) can receive the flu shot for \$35.
- Adults and Seniors (50+ years) can receive the flu shot for \$70.
- Children and adolescents (<19 years) may receive the vaccine for an \$8 fee.

For additional information, call the Immunizations Hotline at (801) 525-5020.



Davis
COUNTY
HEALTH
DEPARTMENT