

Respiratory Illness Report

Week Ending February 11, 2023

Weekly Summary

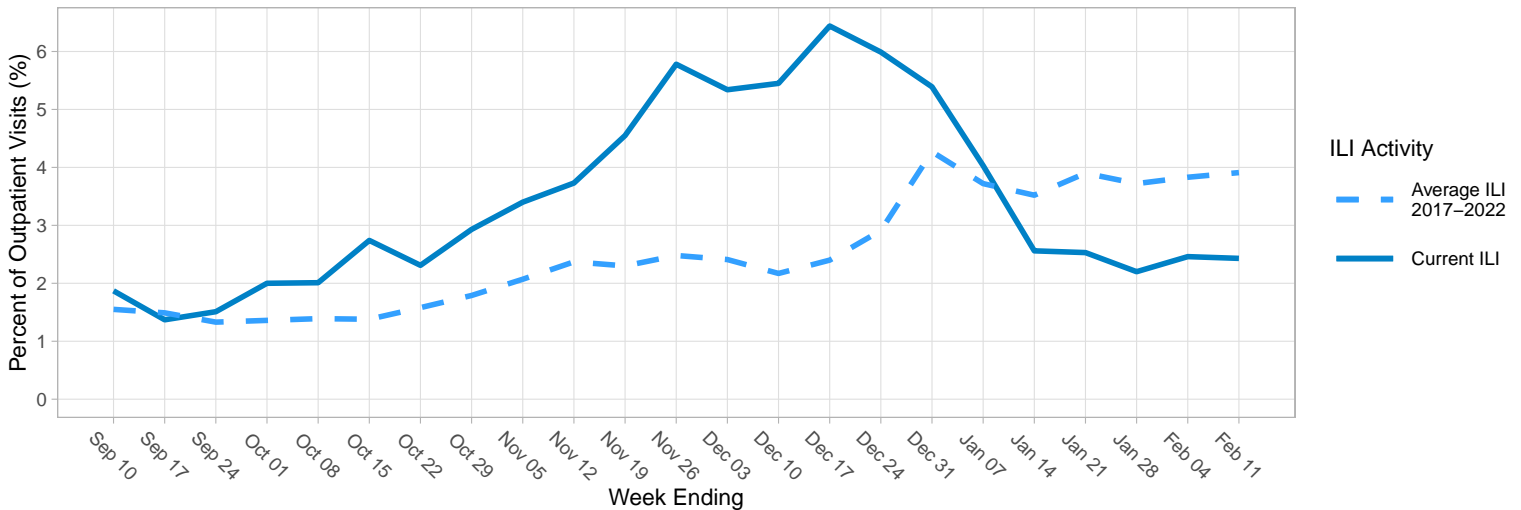
Davis County has now seen an increase in COVID-19-related emergency department visits over the past two weeks. This tracks with recent trends in COVID-19 wastewater surveillance. Many of the previous decreasing trends seen across Utah in wastewater surveillance appear to have ceased. More sampling sites are now having increasing trends. The sampling site in northern Davis County has seen an increasing trend from January 24 through February 9. The other three sampling sites in Davis County continue to show no trend.

Influenza activity continues to be low nationwide and in Utah. Influenza-like illness activity in Davis County is currently classified as “minimal.”

Influenza-Like Illness

Graph 1 displays the weekly percentage of outpatient visits due to Influenza-like illness (ILI). For comparison, the dashed line shows the previous 5-year average (2017-2022) of ILI activity.

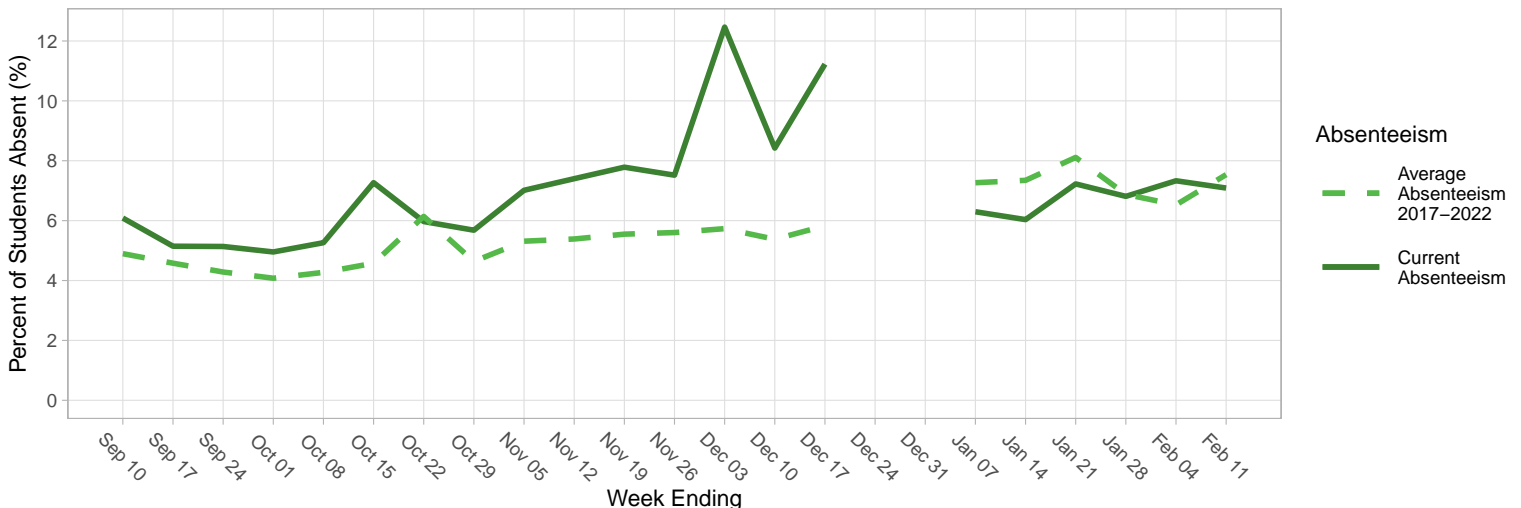
Graph 1. Percent of Outpatient Visits due to Influenza-Like Illness, by Week, Davis County, Utah



School Absenteeism

Graph 2 displays the weekly percentage of elementary school absenteeism in Davis School District. For comparison, the dashed line shows the previous 5-year average (2017-2022) of elementary school absenteeism.

Graph 2. Percentage of Elementary School Absenteeism, by Week, Davis School District, Utah



Emergency Department Visits

Graph 3 displays the rolling 7 day average of the percent of emergency department (ED) visits due to COVID-19, Influenza, and Respiratory Syncytial Virus (RSV). These data are obtained from syndromic surveillance and only consider the diagnosis discharge codes for each condition. Table 1 presents two data points for each virus: the current trend of ED visits for each virus (increasing, decreasing, or no change), and the count of ED visits during that time frame.

Graph 3. Percent of ED Visits due to COVID-19, Influenza, & RSV, Rolling 7-day Average, Davis County, Utah

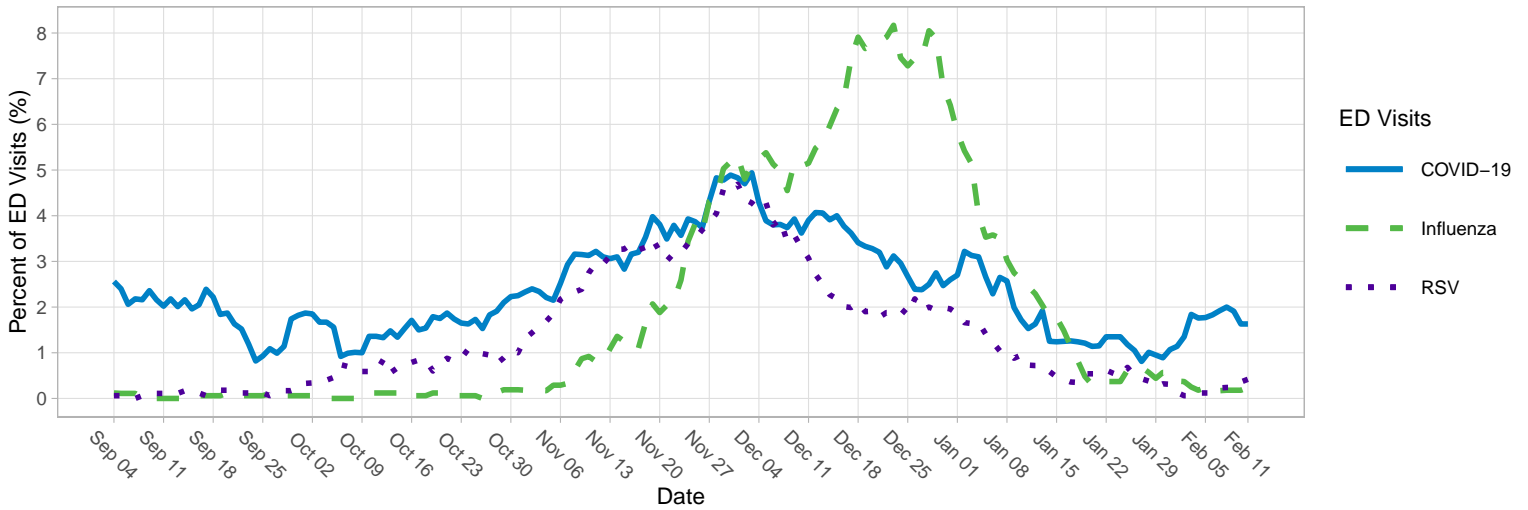


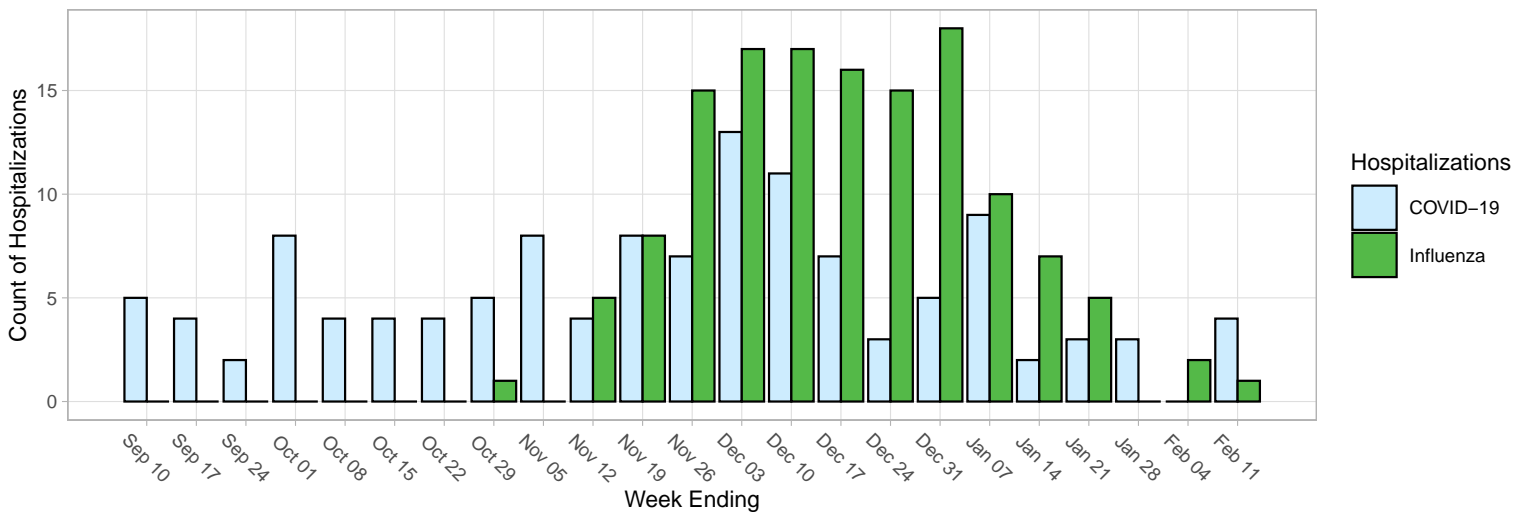
Table 1: Recent Trends of ED Visits, Davis County, Utah, for Week Ending Feb 11, 2023

Virus	Trend	Count of ED Visits
COVID-19	Increasing (last 14 days)	56 (last 14 days)
Influenza	Decreasing (last 14 days)	7 (last 14 days)
RSV	Increasing (last 7 days)	7 (last 7 days)

Hospitalizations

Graph 4 displays the weekly count of hospitalizations due to COVID-19 and Influenza.

Graph 4. Count of Hospitalizations due to COVID-19 & Influenza, Davis County, Utah



Vaccine Information

Influenza: Everyone age 6 months and older should receive an Influenza vaccine by the end of October every year.

COVID-19: CDC recommends primary vaccines for everyone ages 6 months and over. The bivalent booster is available for ages 5 and over. Children ages 6 months through 5 years may receive a bivalent booster if they complete the Moderna 2-dose primary series; those completing a Pfizer primary series may receive a Pfizer bivalent vaccine as a third primary dose.