



Senior Services Division

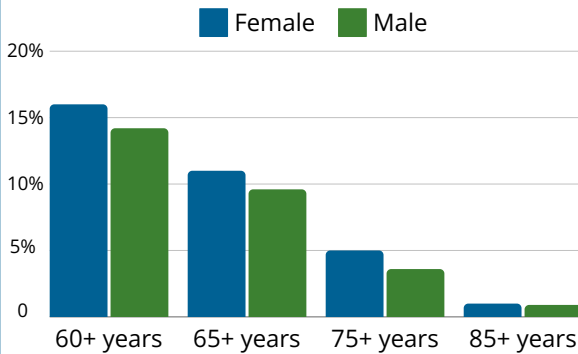
Population of Older Adults



This report is intended to identify and understand public health issues affecting older adults age 60+ living in Davis County. The goal of this report is to increase awareness of these conditions and their impact on individuals and communities, identify groups most affected by these issues, and establish strategies for improvement.

Overview of Older Adult Population

Davis County 60+ Population by Age and Sex (2018 - 2022)

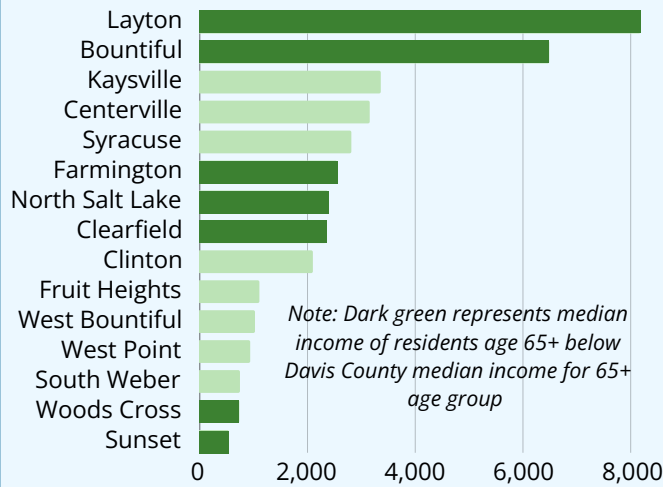


Data: [U.S. Census](#), 2018 - 2022 (estimate)

Adults age 60+ make up over 15% of the total Davis County population. There is a slightly higher percentage of women than men, which is consistent across Utah and the U.S.

Davis County's older adult population is less racially and ethnically diverse than older adults in Utah and the U.S. Approximately 89.9% of those age 60+ identify as non-Hispanic White compared to 88.0% of Utah and 73.7% of the U.S.

Davis County Residents Age 65+ by City (2023)



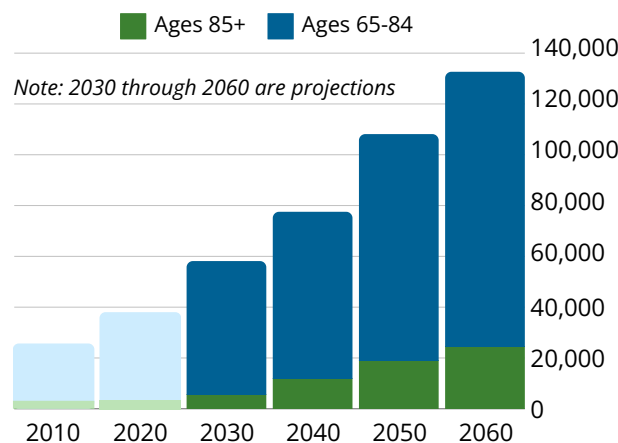
Note: Dark green represents median income of residents age 65+ below Davis County median income for 65+ age group

Data: [U.S. Census QuickFacts](#), 2023 (count), [U.S. Census Median Income](#), 2022

Within Davis County, each city has its own unique mix of age groups. Layton, Kaysville, and Bountiful have the largest number of residents age 65+. Some of these areas also have lower median incomes among older adults than the Davis County 65+ median income of \$70,709. Davis County Senior Services has established Senior Activity Centers in Clearfield, Kaysville, and Bountiful to better serve the aging population in Davis County.

Drastic increases are projected in the older adult population, suggesting there will be an increased demand on the healthcare system and caregivers in the future. Evidence of an expanding older adult population can already be seen, with the median age in Davis County rising from 29.25 years in 2010 to 32.13 years in 2020. The median age is projected to continue to rise to 43.13 by 2060. The population of adults age 65+ living in Davis County is expected to double by 2040, while the Utah older adult population will double by 2060.

Projected Population Growth Among Older Adult Age Groups, Davis County (2010 - 2060)




Note: 2030 through 2060 are projections

Data: [Kem C. Gardner Policy Institute](#), 2022; [DCHD CHA](#), 2023



Population Key Findings



Over 1 in 3 Davis County older adults have a disability compared to less than 1 in 4 in the total County population

14.5%⁶

14.5% of Davis County residents age 60+ are military veterans compared to 6.8% of the total County population

28.7%⁶

28.7% of Davis County adults age 60+ live alone

10.1%⁴

10.1% of the Davis County LGBTQ+ population is age 65+



2 in 3 Davis County older adults are retired from the labor force

Current Progress and Strategies for Improvement

Health in All Policies

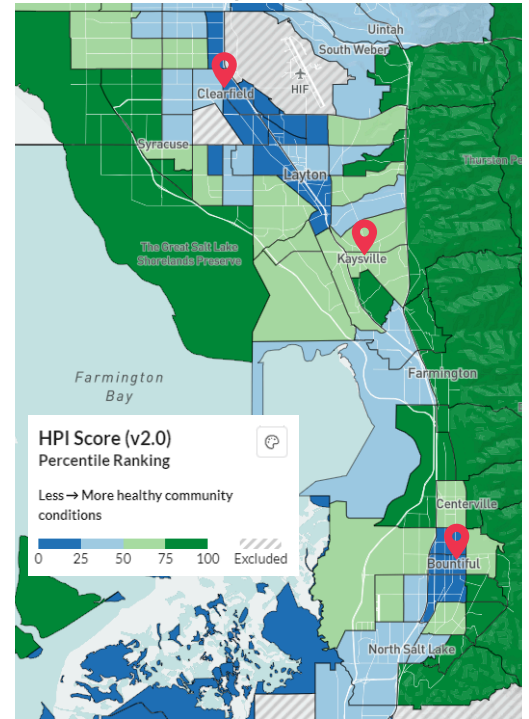
Health in All Policies is a public health framework that incorporates health recommendations and actions (e.g. promoting healthy behaviors, creating environments that make it easier to exercise or access healthy foods) into policymaking to improve the health of all communities. The goal of this approach is to ensure that people are living long, healthy, and productive lives.

The Davis County Senior Services Division has adopted the Health in All Policies framework, working to improve the health of older adults through increasing access to services. We currently have three Senior Activity Centers located in Clearfield, Kaysville, and Bountiful. The locations of our Centers align well with the areas within the County that have the greatest need for our services.

The map shows whether census tracts are considered more or less healthy based on their Healthy Places Index (HPI) score. The HPI score incorporates data on social conditions that drive the health of a community, such as transportation and healthcare access, and compares the score to the rest of the state. Our Centers are located in or near census tracts that have less healthy social conditions than the majority of other census tracts in Utah. This allows our Centers to have a greater impact on the older adult community because these areas are where our services are most needed. The Health in All Policies approach is essential when deciding what services to offer at our Senior Activity Centers because it helps us integrate the health of all into County policymaking.

Data: [Utah Healthy Places Index](#), 2024 (percentile); [CDC Health in All Policies](#), 2016

Davis County Healthy Places Index Scores (2024)



Community Equity Assessment & Four-Year Plan

In 2023, Davis County Health Department conducted a Community Equity Assessment that highlights several issues faced by Davis County residents. The assessment found that a large portion of adults age 60+ reported worrying over a lack of safe and reliable transportation. Many people voiced concern over the cost of public transportation, especially when living on a fixed or limited income, and many older adults reported they rely on family members for transportation due to the cost of services. Davis County residents age 60+ also reported not being able to connect with others and engage in activities due to limited accessibility to transportation services. Additionally, as part of the Community Equity Assessment, older adults shared how they sometimes struggle with online methods of information sharing, preventing them from participating in conversations or activities.

The Davis County Senior Services Division is working toward mitigating these issues by following our Four-Year Strategic Plan, which details the activities and programs we continue to implement to better serve older adults living in Davis County. The plan lays out two different programs to combat the issue of a lack of affordable transportation. Our Rides4Health program is a non-emergency medical transportation service that provides transportation to and from medical appointments. Our Senior Activity Centers also provide transportation for center participants, picking them up and dropping them off at their homes so they may engage in meals, classes, and activities held at our centers. Included in our Four-Year Strategic Plan is hosting in-person technology training programs, which we were able to do during the first year of the plan. Additionally, we were able to provide educational and wellness courses that incorporated technology topics, such as virtual doctor visits. It is our goal to expand these courses over the next three years.

Data: [DCHD Equity Assessment](#), 2023

Local Resources

Local Resources		
211	211.org	Call 211
Davis4Health Resource Locator	Daviscountyutah.gov/health/davis4health/resource-locator	N/A
Davis County Senior Services	Daviscountyutah.gov/seniors	801-525-5050
Seniors Blue Book: Resources for Aging Well	Seniorsbluebook.com/local/utah	N/A
Utah Department of Aging and Adult Services	Daas.utah.gov/	801-538-3910

1. CDC Health in All Policies. 2016. Accessed June 21, 2024. [\(View\)](#)
 2. Davis County Community Equity Assessment. 2023. Accessed June 21, 2024. [\(View\)](#)
 3. Davis County Community Health Assessment (CHA). 2023. Accessed May 28, 2024. [\(View\)](#)
 4. IBIS BRFSS. 2018-2022. Accessed May 28, 2024. [\(View\)](#)
 5. Kem C. Gardner Policy Institute. 2022. Accessed May 23, 2024. [\(View\)](#)
 6. U.S. Census Households. 2016-2020. Accessed June 28, 2024. [\(View\)](#)
 7. U.S. Census Median Income. 2018-2022. Accessed June 28, 2024. [\(View\)](#)
 8. U.S. Census Population 60 Years and Over. 2018-2022. Accessed May 20, 2024. [\(View\)](#)
 9. U.S. Census QuickFacts. 2023. Accessed May 30, 2024. [\(View\)](#)
 10. Utah Health Places Index. 2024. Accessed July 10, 2024. [\(View\)](#)